

Алматы (7273)495-231
Ангарск (3955)60-70-56
Архангельск (8182)63-90-72
Астрахань (8512)99-46-04
Барнаул (3852)73-04-60
Белгород (4722)40-23-64
Благовещенск (4162)22-76-07
Брянск (4832)59-03-52
Владивосток (423)249-28-31
Владикавказ (8672)28-90-48
Владимир (4922) 49-43-18
Волгоград (844)278-03-48
Вологда (8172)26-41-59
Воронеж (473)204-51-73
Екатеринбург (343)384-55-89

Ижевск (3412)26-03-58
Иваново (4932)77-34-06
Иркутск (395)279-98-46
Казань (843)206-01-48
Калининград (4012)72-03-81
Калуга (4842)92-23-67
Кемерово (3842)65-04-62
Киров (8332)68-02-04
Коломна (4966)23-41-49
Кострома (4942)77-07-48
Краснодар (861)203-40-90
Красноярск (391)204-63-61
Курск (4712)77-13-04
Курган (3522)50-90-47
Липецк (4742)52-20-81

Киргизия (996)312-96-26-47

Магнитогорск (3519)55-03-13
Москва (495)268-04-70
Мурманск (8152)59-64-93
Набережные Челны (8552)20-53-41
Нижний Новгород (831)429-08-12
Новокузнецк (3843)20-46-81
Ноябрьск (3496)41-32-12
Новосибирск (383)227-86-73
Ноябрьск (3496)41-32-12
Омск (3812)21-46-40
Орел (4862)44-53-42
Оренбург (3532)37-68-04
Пенза (8412)22-31-16
Петрозаводск (8142)55-98-37
Псков (8112)59-10-37

Россия (495)268-04-70

Пермь (342)205-81-47
Ростов-на-Дону (863)308-18-15
Рязань (4912)46-61-64
Самара (846)206-03-16
Саранск (8342)22-96-24
Санкт-Петербург (812)309-46-40
Саратов (845)249-38-78
Севастополь (8692)22-31-93
Симферополь (3652)67-13-56
Смоленск (4812)29-41-54
Сочи (862)225-72-31
Ставрополь (8652)20-65-13
Сыктывкар (8212)25-95-17
Сургут (3462)77-98-35
Тамбов (4752)50-40-97

Казахстан (772)734-952-31

Тверь (4822)63-31-35
Тольяти (8482)63-91-07
Томск (3822)98-41-53
Тула (4872)33-79-87
Тюмень (3452)66-21-18
Улан-Удэ (3012)59-97-51
Ульяновск (8422)24-23-59
Уфа (347)229-48-12
Хабаровск (4212)92-98-04
Чебоксары (8352)28-53-07
Челябинск (351)202-03-61
Череповец (8202)49-02-64
Чита (3022)38-34-83
Якутск (4112)23-90-97
Ярославль (4852)69-52-93

<https://tefcold.nt-rt.ru> || tda@nt-rt.ru

КАТАЛОГ

TEFCOLD®



COOL PRODUCTS WORLDWIDE



JESPER KIRKEBY HANSEN
CEO

TEFCOLD TFW265-2F
Wine Cooler with frameless door, curved handle and 2 temperature zones.
When good wine only deserves the best.

TEFCOLD HELPS PROFESSIONAL CUSTOMERS KEEP TEMPERATURES DOWN AND SALES UP

TEFCOLD has been supplying reliable products and profitable solutions able to fulfil the requirements of any customer for commercial cooling and freezing of foods and beverages for over 30 years.

We have the widest product range within the plug-in cooling and freezing industry and create value for our customers through insight, empathy and experience.


“WE WANT TO BE THE FASTEST AND MOST EFFICIENT SUPPLIER ON THE MARKET. THAT’S WHY TEFCOLD IS INVESTING MASSIVELY IN IT, INCLUDING OPTIMISING OUR WEBSHOP.”

An average of 35,000 units in stock and streamlined logistics mean we can also deliver quickly and precisely. Regardless of quantity required. Add to that competent consultancy and personal service based on our wholehearted passion for refrigeration, freezing and our customers.

TEFCOLD is one of the European market leaders within cooling and freezing for food and beverage producers, retail, hotel, restaurant and catering. The company was founded in Viborg, Denmark, in 1987 and now supplies commercial cooling and freezing solutions, complete with logistics and service, to customers in over 100 countries.

PASSION FOR COOLING

TEFCOLD's passion for cooling and freezing is evident throughout the value chain – and goes well beyond our new corporate scarfs. Even during the procurement phase, our customers find that our sales personnel create measurable value by listening, understanding, advising and solving problems. The personnel at our highly-advanced warehouses throughout Europe are always ready to ensure the market's fastest delivery times, with streamlined logistics and an average of 35,000 standard products in stock. Customized products can also be supplied direct from the factories. Regardless of individual requirements, TEFCOLD is quite simply your guarantee for high quality at an attractive price, and delivered on time.





We live in a dynamic world, in which requirements and demand change rapidly. Growing focus on eco-friendly cooling products, lower energy consumption and design are key parameters in our efforts to supply high quality products at a reasonable price – and quickly.

Product development is constant, allowing us to launch many new products every year. New products are often developed in close consultation with customers, and are always subjected to rigorous testing and inspection.

Our latest product launches include:





TEFCOLD CEV425-I BLACK | 21



TEFCOLD SCU1420-I | 26



TEFCOLD GF200VSG-P | 156



TEFCOLD G-LINE | 258-265



TEFCOLD LPD RANGE | 102-105



TEFCOLD LCT RANGE | 106-109



TEFCOLD UDRS RANGE | 114-115



TEFCOLD IC-SO RANGE | 116-119



TEFCOLD UD RANGE | 252-253



TEFCOLD SUPERMARKET | 170-175



TEFCOLD COLDROOM | 182-193



TEFCOLD MDS RANGE | 72-73



ALLAN JAKOBSEN
INTERNAL SALES

CONTENT LIST



COOLERS

- 12** DISPLAY COOLERS
- 42** CAN COOLERS
- 46** BACK BARS
- 62** MULTIDECKS
- 74** WINE COOLERS
- 86** MINIBARS
- 92** STORAGE COOLERS
- 100** DISPLAY COUNTERS



FREEZERS

- 112** ICE CREAM FREEZERS
- 138** STORAGE FREEZERS
- 152** DISPLAY FREEZERS
- 168** SUPERMARKET
- 176** MEDICAL



COLDROOMS

- 182** COLDROOMS



GASTRO

- 194** UPRIGHT CABINETS
- 210** COUNTERS
- 242** COOLING WELLS
- 246** BLAST CHILLERS
- 250** UNDERCOUNTERS
- 258** G-LINE



DISPLAY COOLERS

Table Top Coolers - Bottle Coolers - Display Coolers

Our small TEFCOLD display coolers are perfect on counter tops in cafés and restaurants. They are eye-catching and stimulate impulse sales if placed close to the payment point.

Display coolers are designed for shops, supermarkets, cafés, restaurants, gas stations etc. Often referred to as 'bottle coolers', they keep beverages cold whilst presenting and pro-

moting the products to their best advantage. Shelves, lighting and glass are all designed to enhance sales.

They come in a wide range of variants and sizes – with and without canopies. All models can be decorated on the sides and glass doors, and on the canopy for models with this feature.



TEFCOLD FSC1380-I

Display cooler with ventilated cooling and LED light in canopy and interior.
To cool your beverages fast.



COOLERS



ECO-FRIENDLY
REFRIGERANT R600a

Table Top Coolers



Sliding doors

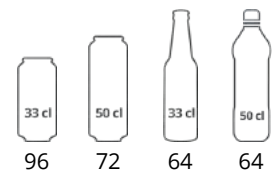


Wall hanging bracket

FSC100-I

Tabletop Cooler

- Sliding glass doors
- LED illuminated canopy
- Fan assisted cooling
- LED interior light
- Adjustable shelves
- Adjustable feet





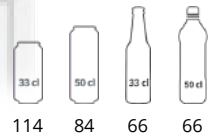
FS60CP-I Tabletop Cooler

- Hinged glass door
- LED illuminated canopy
- Fan assisted cooling
- LED interior light
- Self-closing door
- Fixed shelves
- Adjustable feet



FS80CP-I Tabletop Cooler

- Hinged glass door
- LED illuminated canopy
- Fan assisted cooling
- LED interior light
- Self-closing doors
- Adjustable shelves
- Adjustable feet



MODEL		FS60CP-I	FS80CP-I	FSC100-I
Cans 330 ml	pcs	48	114	96
Cans 500 ml	pcs	48	84	72
Bottles 330 ml	pcs	0	66	64
Bottles 500 ml PET	pcs	0	66	64
Gross / Net Volume	l	60 / 45	84 / 55	100 / 60
Gross / Net Weight	kg	37 / 32.5	43 / 37.5	51 / 45.5
Climate Class		4	4	4
Temperature Range	°C	2 to 10	2 to 10	2 to 10
Door Number & Type		1 hinged heated self-closing glass door	1 hinged heated self-closing glass door	2 sliding glass doors
Reversible door		Yes	Yes	Yes
Shelves Number & Type		2 fixed wire shelves	2 wire shelves white	3 wire shelves white
Shelf Dimensions		398 x 275 mm	400 x 270 mm	577 x 209 mm
Interior Light		LED	LED	LED
Canopy Type		D-Shape	D-Shape	D-Shape
Canopy Light		LED	LED	LED
Feet / Legs		4 adjustable feet	4 adjustable feet	4 adjustable feet
Exterior Finish		White	White	White
Interior Finish		ABS	ABS	ABS
Lock		Yes	Yes	Yes
Thermometer		Yes	Yes	Yes
Type of Controller		Mechanical	Mechanical	Mechanical
Noise Level	db(A)	44	42	45
Type of Cooling		Fan assisted	Fan assisted	Fan assisted
Type of Defrost		Automatic	Automatic	Automatic
Refrigerant		R600a	R600a	R600a
Refrigerant Charge	g	35	40	43
Input Power	W	85	85	85
Voltage / Frequency	V/Hz	220-240/50	220-240/50	220-240/50
Energy Consumption	kWh/24h	1	1,1	1,1
Internal Dimension (WxDxH)	mm	395 x 270 x 440	410 x 380 x 550	560 x 265 x 636
External Dimension (WxDxH)	mm	445 x 440 x 720	480 x 460 x 840	655 x 390 x 930
Packed Dimension (WxDxH)	mm	510 x 530 x 850	580 x 600 x 960	750 x 500 x 1036
40ft Container Load	pcs	176	152	160



COOLERS



ECO-FRIENDLY
REFRIGERANT R600a

Table Top Coolers



Lock

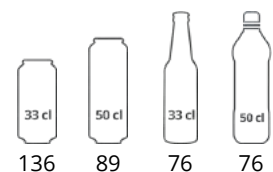


LED light

BC145-I

Bottle Cooler

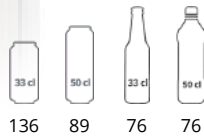
- Hinged glass door
- LED interior light
- Curved reversible glass door
- Adjustable shelves
- Adjustable feet





BC145-I W/FAN Bottle Cooler

- Hinged glass door
- LED interior light
- Fan assisted cooling
- Curved reversible glass door
- Adjustable shelves
- Adjustable feet



136 89 76 76



BC85-I Bottle Cooler

- Hinged glass door
- LED interior light
- Grey frame and top
- Curved reversible glass door
- Adjustable shelves
- Adjustable feet



100 70 64 64

MODEL		BC145-I	BC145-I W/FAN	BC85-I	BC85-I WHITE
Cans 330 ml	pcs	136	136	100	100
Cans 500 ml	pcs	89	89	70	70
Bottles 330 ml	pcs	76	76	64	64
Bottles 500 ml PET	pcs	76	76	64	64
Gross / Net Volume	l	109 / 105	109 / 105	92 / 85	92 / 85
Gross / Net Weight	kg	40 / 37	40 / 37	38 / 33	38 / 33
Climate Class		4	4	4	4
Temperature Range	°C	2 to 10	2 to 10	2 to 10	2 to 10
Door Number & Type		1 hinged curved glass door	1 hinged curved glass door	1 hinged curved glass door	1 hinged curved glass door
Reversible door		Yes	Yes	Yes	Yes
Shelves Number & Type		3 wire shelves white	3 wire shelves white	3 wire shelves white	3 wire shelves white
Shelf Dimensions		410 x 353 mm	410 x 353 mm	410 x 353 mm	410 x 353 mm
Interior Light		LED	LED	LED	LED Cold white
Feet / Legs		4 adjustable feet	4 adjustable feet	4 adjustable feet	4 adjustable feet
Exterior Finish		White	White	White	White / White doorframe
Interior Finish		ABS	ABS	ABS	ABS
Lock		Yes	Yes	Yes	Yes
Thermometer		Yes	Yes	Yes	Yes
Type of Controller		Mechanical	Mechanical	Mechanical	Mechanical
Noise Level	db(A)	45	45	45	45
Type of Cooling		Static	Fan assisted	Static	Static
Type of Defrost		Automatic	Automatic	Automatic	Automatic
Refrigerant		R600a	R600a	R600a	R600a
Refrigerant Charge	g	28	28	28	28
Input Power	W	165	165	165	165
Voltage / Frequency	V/Hz	220-240/50	220-240/50	220-240/50	220-240/50
Energy Consumption	kWh/24h	1,2	1,17	1,06	1,06
Internal Dimension (WxDxH)	mm	410 x 415 x 710	410 x 415 x 710	410 x 415 x 630	410 x 415 x 630
External Dimension (WxDxH)	mm	503 x 567 x 850	503 x 567 x 850	503 x 567 x 775	503 x 567 x 775
Packed Dimension (WxDxH)	mm	570 x 610 x 900	570 x 610 x 900	570 x 610 x 810	570 x 610 x 810
40ft Container Load	pcs	228	228	228	228



COOLERS



ECO-FRIENDLY
REFRIGERANT R600a

Table Top Coolers



Designed for Energy-cans

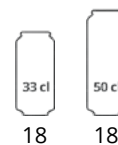


LED light

BC25CP-I

Tabletop Cooler

- Hinged glass door
- LED interior light
- Canopy LED light
- Fan assisted cooling
- Self-closing door
- Fixed shelves
- Adjustable feet





BC30-I Tabletop Cooler

- Hinged glass door
- LED interior light
- Fan assisted cooling
- Self-closing door
- Fixed shelves
- Adjustable feet



BC60-I Tabletop Cooler

- Hinged glass door
- LED interior light
- Fan assisted cooling
- Self-closing door
- Adjustable shelves
- Adjustable feet

MODEL		BC25CP-I	BC30-I	BC60-I
Cans 330 ml	pcs	18	20	110
Cans 500 ml	pcs	18	20	55
Gross / Net Volume	l	25 / 22	22 / 20	67 / 58
Gross / Net Weight	kg	24 / 22	25 / 22	36 / 33
Climate Class		4	4	4
Temperature Range	°C	2 to 10	2 to 10	2 to 10
Door Number & Type		1 hinged heated self-closing glass door	1 hinged heated self-closing glass door	1 hinged heated self-closing glass door
Reversible door		No	No	No
Shelves Number & Type		2 wire shelves grey	2 wire shelves black	3 wire shelves black
Shelf Dimensions		250 x 250 mm	275 x 205 / 135 mm	340 x 270 / 205 mm
Interior Light		LED	LED	LED
Canopy Type		D-Shape	-	-
Canopy Light		LED	-	-
Feet / Legs		4 adjustable feet	4 adjustable feet	4 adjustable feet
Exterior Finish		Black	Black	Black
Interior Finish		Coated aluminium, grey	Coated aluminium, black	Coated aluminium, black
Lock		Yes	Yes	Yes
Thermometer		No	No	No
Type of Controller		Mechanical	Mechanical	Mechanical
Noise Level	db(A)	44	44	44
Type of Cooling		Fan assisted	Fan assisted	Fan assisted
Type of Defrost		Automatic	Automatic	Automatic
Refrigerant		R600a	R600a	R600a
Refrigerant Charge	g	20	20	24
Input Power	W	75	60	70
Voltage / Frequency	V/Hz	220-240/50	220-240/50	220-240/50
Energy Consumption	kWh/24h	0,72	0,78	0,83
Internal Dimension (WxDxH)	mm	258 x 270 x 373	280 x 271 x 380	356 x 311 x 557
External Dimension (WxDxH)	mm	332 x 423 x 618	356 x 406 x 491	432 x 496 x 668
Packed Dimension (WxDxH)	mm	380 x 470 x 640	400 x 450 x 520	480 x 550 x 700
40ft Container Load	pcs	450	580	280



COOLERS



ECO-FRIENDLY
REFRIGERANT R600a

Bottle Coolers



Strong handle



LED light inside door frame

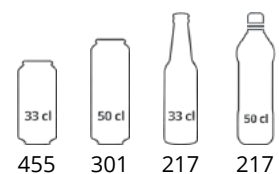
DID YOU KNOW?

We offer branding of our products. We will repair, print and place your advertising material on the units – at our warehouses or at the factories for larger quantities.

CEV425CP-I 2 LED

Bottle Cooler

- One of our bestsellers
- Great product presentation
- Illuminated canopy
- Ideal for branding
- LED light inside door frame
- Fan assisted cooling
- Adjustable shelves
- Adjustable feet

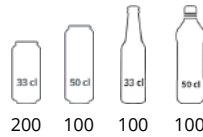




FSC175H-I

Bottle Cooler

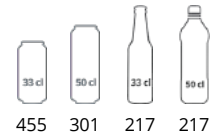
- Hinged glass door
- LED illuminated canopy
- LED light in door frame
- Fan assisted cooling
- Self-closing door
- Adjustable shelves
- Adjustable feet



CEV425-I BLACK

Black display cooler

- Black interior and exterior
- Elegant design
- Great product presentation
- Extra shelf space
- Fan assisted cooling
- Reversible door
- LED light inside door frame
- Adjustable shelves



MODEL		CEV425CP-I 2 LED	CEV425-I 1 LED	CEV425-I BLACK	FSC175H-I	GBC375-I
Cans 330 ml	pcs	455	455	455	200	455
Cans 500 ml	pcs	301	301	301	100	301
Bottles 330 ml	pcs	217	217	217	100	217
Bottles 500 ml PET	pcs	217	217	217	100	217
Gross / Net Volume	l	372 / 347	372 / 347	372 / 347	182 / 114	372 / 347
Gross / Net Weight	kg	83 / 78	80 / 75	80 / 75	70 / 64	85 / 77
Climate Class		4	4	4	4	4
Temperature Range	°C	2 to 10	2 to 10	2 to 10	2 to 10	2 to 10
Door Number & Type		1 hinged glass door	1 hinged glass door	1 hinged glass door	1 hinged glass door	1 hinged glass door
Reversible door		No	No	No	No	Yes
Shelves Number & Type		4 wire shelves white	4 wire shelves white	5 wire shelves black	5 wire shelves white	5 wire shelves white
Shelf Dimensions		490 x 360 mm	490 x 360 mm	490 x 360 mm	342 x 266	490 x 360 mm
Interior Light		LED Horizontal	LED inside door frame	LED inside door frame	LED	LED
Canopy Type		D-Shape	-	-	D-Shape	-
Canopy Light		LED	-	-	LED	-
Feet / Legs		2 adjustable feet	2 adjustable feet	2 adjustable feet	2 adjustable feet	2 adjustable feet
Castors		2 rollers	2 rollers	2 rollers	2 rollers	2 rollers
Exterior Finish		White	White	Black	White	White
Interior Finish		White	White	Black	White	ABS
Lock		Yes	Yes	Yes	Yes	Yes
Thermometer		Yes	Yes	Yes	Yes	Yes
Type of Controller		Mechanical	Mechanical	Mechanical	Mechanical	Mechanical
Noise Level	db(A)	45	45	45	45	45
Type of Cooling		Fan assisted	Fan assisted	Fan assisted	Fan assisted	Fan assisted
Type of Defrost		Automatic	Automatic	Automatic	Automatic	Automatic
Refrigerant		R600a	R600a	R600a	R600a	R600a
Refrigerant Charge	g	80	80	80	50	80
Input Power	W	295	295	295	200	295
Voltage / Frequency	V/Hz	220-240/50	220-240/50	220-240/50	220-240/50	220-240/50
Energy Consumption	kWh/24h	1,66	1,6	1,6	1,2	1,4
Internal Dimension (WxDxH)	mm	470 x 440 x 1555	470 x 440 x 1555	470 x 440 x 1555	357 x 362 x 1410	470 x 440 x 1555
External Dimension (WxDxH)	mm	595 x 640 x 1980	595 x 640 x 1840	595 x 640 x 1840	435 x 505 x 2013	595 x 640 x 1840
Packed Dimension (WxDxH)	mm	680 x 710 x 2080	680 x 710 x 1940	680 x 710 x 1940	500 x 550 x 2060	680 x 710 x 1940
40ft Container Load	pcs	54	54	54	96	54



COOLERS



ECO-FRIENDLY
REFRIGERANT R600a

Bottle Coolers



Strong handle

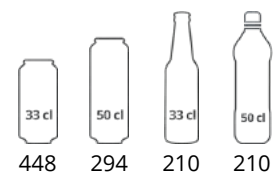


Lock

FS2380-I

Bottle Cooler

- Hinged glass door
- Fan assisted cooling
- LED interior light
- Reversible doors
- Adjustable shelves
- Adjustable feet





FS1220-I

Bottle Cooler

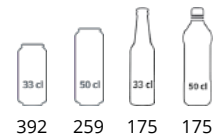
- Hinged glass door
- Fan assisted cooling
- LED interior light
- Reversible door
- Adjustable shelves
- Adjustable feet



FS1280-I

Bottle Cooler

- Hinged glass door
- Fan assisted cooling
- LED interior light
- Reversible door
- Adjustable shelves
- Adjustable feet



MODEL		FS1220-I	FS1280-I	FS1380-I	FS2380-I
Cans 330 ml	pcs	301	392	455	448
Cans 500 ml	pcs	175	259	301	294
Bottles 330 ml	pcs	133	175	217	210
Bottles 500 ml PET	pcs	133	175	217	210
Gross / Net Volume	l	215 / 190	290 / 260	372 / 347	372 / 347
Gross / Net Weight	kg	64 / 59	78 / 70	85 / 77	85 / 76
Climate Class		4	4	4	4
Temperature Range	°C	2 to 10	2 to 10	2 to 10	2 to 10
Door Number & Type		1 hinged glass door	1 hinged glass door	1 hinged glass door	2 split doors - hinged glass
Reversible door		Yes	Yes	Yes	Yes
Shelves Number & Type		3 wire shelves white	4 wire shelves white	5 wire shelves white	5 wire shelves white
Shelf Dimensions		490 x 360 mm	490 x 360 mm	490 x 360 mm	490 x 360 mm
Interior Light		LED	LED	LED	LED
Feet / Legs		2 adjustable feet	2 adjustable feet	2 adjustable feet	2 adjustable feet
Castors		2 rollers	2 rollers	2 rollers	2 rollers
Exterior Finish		White	White	White	White
Interior Finish		ABS	ABS	ABS	ABS
Lock		Yes	Yes	Yes	Yes
Thermometer		Yes	Yes	Yes	Yes
Type of Controller		Mechanical	Mechanical	Mechanical	Mechanical
Noise Level	db(A)	45	45	45	45
Type of Cooling		Fan assisted	Fan assisted	Fan assisted	Fan assisted
Type of Defrost		Automatic	Automatic	Automatic	Automatic
Refrigerant		R600a	R600a	R600a	R600a
Refrigerant Charge	g	50	70	80	80
Input Power	W	229	266	295	295
Voltage / Frequency	V/Hz	220-240/50	220-240/50	220-240/50	220-240/50
Energy Consumption	kWh/24h	1,9	2	2,3	2,3
Internal Dimension (WxDxH)	mm	470 x 440 x 1027	470 x 440 x 1347	470 x 440 x 1555	470 x 440 x 1555
External Dimension (WxDxH)	mm	595 x 640 x 1315	595 x 640 x 1635	595 x 640 x 1840	595 x 640 x 1840
Packed Dimension (WxDxH)	mm	680 x 710 x 1410	680 x 710 x 1740	680 x 710 x 1940	680 x 710 x 1940
40ft Container Load	pcs	54	54	54	54



COOLERS



ECO-FRIENDLY
REFRIGERANT R600a

Bottle Coolers



Strong handle

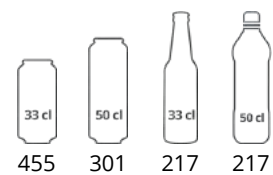


Lock

FSC1380-I

Bottle Cooler

- Hinged glass door
- LED illuminated canopy
- Fan assisted cooling
- LED interior light
- Reversible door
- Adjustable shelves
- Adjustable feet





FSC1220-I

Bottle Cooler

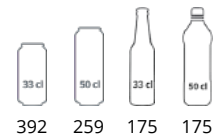
- Hinged glass door
- LED illuminated canopy
- Fan assisted cooling
- LED interior light
- Reversible door
- Adjustable shelves
- Adjustable feet



FSC1280-I

Bottle Cooler

- Hinged glass door
- LED illuminated canopy
- Fan assisted cooling
- LED interior light
- Reversible door
- Adjustable shelves
- Adjustable feet



MODEL	FSC1220-I	FSC1280-I	FSC1380-I	FSC2380-I
Cans 330 ml	pcs 301	392	455	455
Cans 500 ml	pcs 175	259	301	301
Bottles 330 ml	pcs 133	175	217	217
Bottles 500 ml PET	pcs 133	175	217	217
Gross / Net Volume	l 215 / 190	290 / 260	372 / 347	372 / 347
Gross / Net Weight	kg 72 / 63	83 / 74	87 / 79	89 / 81
Climate Class	4	4	4	4
Temperature Range	°C 2 to 10	2 to 10	2 to 10	2 to 10
Door Number & Type	1 hinged glass door	1 hinged glass door	1 hinged glass door	2 split doors - hinged glass
Reversible door	Yes	Yes	Yes	Yes
Shelves Number & Type	3 wire shelves white	4 wire shelves white	5 wire shelves white	5 wire shelves white
Shelf Dimensions	490 x 360 mm	490 x 360 mm	490 x 360 mm	490 x 360 mm
Interior Light	LED	LED	LED	LED Horizontal
Canopy Type	D-Shape	D-Shape	D-Shape	D-Shape
Canopy Light	LED	LED	LED	LED
Feet / Legs	2 adjustable feet	2 adjustable feet	2 adjustable feet	2 adjustable feet
Castors	2 rollers	2 rollers	2 rollers	2 rollers
Exterior Finish	White	White	White	White
Interior Finish	ABS	ABS	ABS	ABS
Lock	Yes	Yes	Yes	Yes
Thermometer	Yes	Yes	Yes	Yes
Type of Controller	Mechanical	Mechanical	Mechanical	Mechanical
Noise Level	db(A) 45	45	45	45
Type of Cooling	Fan assisted	Fan assisted	Fan assisted	Fan assisted
Type of Defrost	Automatic	Automatic	Automatic	Automatic
Refrigerant	R600a	R600a	R600a	R600a
Refrigerant Charge	g 50	70	80	80
Input Power	W 230	266	295	295
Voltage / Frequency	V/Hz 220-240/50	220-240/50	220-240/50	220-240/50
Energy Consumption	kWh/24h 2	2,1	2,4	2,4
Internal Dimension (WxDxH)	mm 470 x 440 x 1027	470 x 440 x 1347	470 x 440 x 1555	470 x 440 x 1555
External Dimension (WxDxH)	mm 595 x 640 x 1455	595 x 640 x 1775	595 x 640 x 1980	595 x 640 x 1980
Packed Dimension (WxDxH)	mm 680 x 710 x 1555	680 x 710 x 1875	680 x 710 x 2080	680 x 710 x 2080
40ft Container Load	pcs 54	54	54	54



COOLERS



ECO-FRIENDLY
REFRIGERANT R600a

Bottle Coolers



Adjustable shelves

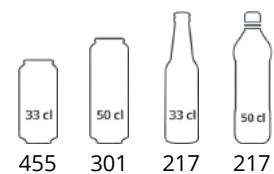


Digital thermometer

SCU1420-I

Bottle Cooler

- Hinged glass door
- Great branding possibilities
- Flexible loading options
- Internal LED light
- Ventilated cooling
- Adjustable shelves





FSC1450-I

Bottle Cooler

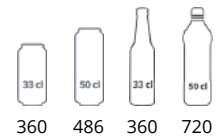
- Hinged glass door
- Illuminated canopy
- Fan assisted cooling
- Reversible door
- Adjustable shelves
- Adjustable feet



SCU1450CP-I

Bottle Cooler

- Hinged glass door
- Illuminated canopy
- Fan assisted cooling
- Reversible door
- Adjustable shelves
- Adjustable feet



MODEL	FSC1450-I	SCU1420-I	SCU1450CP-I
Cans 330 ml	pcs 720	455	360
Cans 500 ml	pcs 486	301	486
Bottles 330 ml	pcs 360	217	360
Bottles 500 ml PET	pcs 360	217	720
Gross / Net Volume	l 438 / 374	387 / 276	438 / 374
Gross / Net Weight	kg 105 / 97	97 / 86	105 / 97
Climate Class	4	4	4
Temperature Range	°C 2 to 10	2 to 10	2 to 10
Door Number & Type	1 hinged glass door	1 hinged glass door	1 hinged glass door
Reversible door	Yes	Yes	Yes
Shelves Number & Type	6 wire shelves white	5 wire shelves white	6 wire shelves white
Shelf Dimensions	574 x 405 mm	495 x 360 mm	574 x 405 mm
Interior Light	LED	LED	LED
Canopy Type	D-Shape	-	D-Shape
Canopy Light	LED	-	LED
Feet / Legs	2 adjustable feet	2 adjustable feet	2 adjustable feet
Castors	2 rollers	4 rollers	2 rollers
Exterior Finish	White	White	White
Interior Finish	ABS	ABS	ABS
Lock	Yes	No	Yes
Thermometer	Yes	Yes	Yes
Type of Controller	Mechanical	Mechanical	Mechanical
Noise Level	db(A) 45	45	45
Type of Cooling	Fan assisted	Fan assisted	Fan assisted
Type of Defrost	Automatic	Automatic	Automatic
Refrigerant	R600a	R600a	R600a
Refrigerant Charge	g 80	85	80
Input Power	W 295	235	295
Voltage / Frequency	V/Hz 220-240/50	220-240/50	220-240/50
Energy Consumption	kWh/24h 3,62	2,9	3,62
Internal Dimension (WxDxH)	mm 585 x 495 x 1515	505 x 500 x 1706	585 x 495 x 1515
External Dimension (WxDxH)	mm 680 x 655 x 2090	595 x 670 x 2013	680 x 655 x 2090
Packed Dimension (WxDxH)	mm 690 x 755 x 2200	660 x 750 x 2180	690 x 755 x 2200
40ft Container Load	pcs 51	54	51



COOLERS



ECO-FRIENDLY
REFRIGERANT R600a

Bottle Coolers



Strong handle

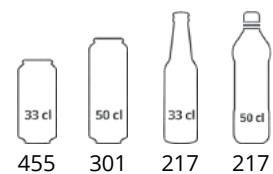


Lock

SCU1375-I

Bottle Cooler

- Hinged glass door
- Fan assisted cooling
- LED interior light
- Reversible door
- Adjustable shelves
- Adjustable feet





SCU1220-I

Bottle Cooler

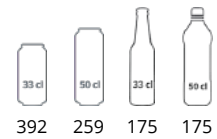
- Hinged glass door
- Fan assisted cooling
- LED interior light
- Reversible door
- Adjustable shelves
- Adjustable feet



SCU1280-I

Bottle Cooler

- Hinged glass door
- Fan assisted cooling
- LED interior light
- Reversible door
- Adjustable shelves
- Adjustable feet



MODEL		SCU1220-I	SCU1280-I	SCU1375-I	SCU2375-I
Cans 330 ml	pcs	301	392	455	448
Cans 500 ml	pcs	175	259	301	294
Bottles 330 ml	pcs	133	175	217	210
Bottles 500 ml PET	pcs	133	175	217	210
Gross / Net Volume	l	215 / 190	290 / 260	372 / 347	372 / 347
Gross / Net Weight	kg	64 / 59	78 / 70	85 / 77	85 / 77
Climate Class		4	4	4	4
Temperature Range	°C	2 to 10	2 to 10	2 to 10	2 to 10
Door Number & Type		1 hinged glass door	1 hinged glass door	1 hinged glass door	2 split doors - hinged glass
Reversible door		Yes	Yes	Yes	Yes
Shelves Number & Type		3 wire shelves white	4 wire shelves white	5 wire shelves white	5 wire shelves white
Shelf Dimensions		490 x 360 mm	490 x 360 mm	490 x 360 mm	490 x 360 mm
Interior Light		LED	LED	LED	LED
Feet / Legs		2 adjustable feet	2 adjustable feet	2 adjustable feet	2 adjustable feet
Castors		2 rollers	2 rollers	2 rollers	2 rollers
Exterior Finish		White	White	White	White
Interior Finish		ABS	ABS	ABS	ABS
Lock		Yes	Yes	Yes	Yes
Thermometer		Yes	Yes	Yes	Yes
Type of Controller		Mechanical	Mechanical	Mechanical	Mechanical
Noise Level	db(A)	45	45	45	45
Type of Cooling		Fan assisted	Fan assisted	Fan assisted	Fan assisted
Type of Defrost		Automatic	Automatic	Automatic	Automatic
Refrigerant		R600a	R600a	R600a	R600a
Refrigerant Charge	g	50	70	80	80
Input Power	W	229	266	295	295
Voltage / Frequency	V/Hz	220-240/50	220-240/50	220-240/50	220-240/50
Energy Consumption	kWh/24h	1,9	2	2,3	2,3
Internal Dimension (WxDxH)	mm	470 x 440 x 1027	470 x 440 x 1347	470 x 440 x 1555	470 x 440 x 1555
External Dimension (WxDxH)	mm	595 x 640 x 1315	595 x 640 x 1635	595 x 640 x 1840	595 x 640 x 1840
Packed Dimension (WxDxH)	mm	680 x 710 x 1410	680 x 710 x 1740	680 x 710 x 1940	680 x 710 x 1940
40ft Container Load	pcs	54	54	54	54



COOLERS



ECO-FRIENDLY
REFRIGERANT R600a

Bottle Coolers



Strong handle

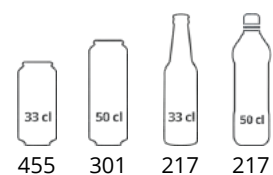


Lock

SCU1375CP-I

Bottle Cooler

- Hinged glass door
- LED illuminated canopy
- Fan assisted cooling
- LED interior light
- Reversible door
- Adjustable shelves
- Adjustable feet






SCU1220CP-I

Bottle Cooler

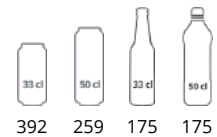
- Hinged glass door
- LED illuminated canopy
- Fan assisted cooling
- LED interior light
- Reversible door
- Adjustable shelves
- Adjustable feet



SCU1280CP-I

Bottle Cooler

- Hinged glass door
- LED illuminated canopy
- Fan assisted cooling
- LED interior light
- Reversible door
- Adjustable shelves
- Adjustable feet



MODEL		SCU1220CP-I	SCU1280CP-I	SCU1375CP-I	SCU2375CP-I
Cans 330 ml	pcs	301	392	455	448
Cans 500 ml	pcs	175	259	301	294
Bottles 330 ml	pcs	133	175	217	210
Bottles 500 ml PET	pcs	133	175	217	210
Gross / Net Volume	l	215 / 190	290 / 260	372 / 347	372 / 347
Gross / Net Weight	kg	72 / 63	83 / 74	87 / 79	89 / 81
Climate Class		4	4	4	4
Temperature Range	°C	2 to 10	2 to 10	2 to 10	2 to 10
Door Number & Type		1 hinged glass door	1 hinged glass door	1 hinged glass door	2 split doors - hinged glass
Reversible door		Yes	Yes	Yes	Yes
Shelves Number & Type		3 wire shelves white	4 wire shelves white	5 wire shelves white	5 wire shelves white
Shelf Dimensions		490 x 360 mm	490 x 360 mm	490 x 360 mm	490 x 360 mm
Interior Light		LED	LED	LED	LED
Canopy Type		D-Shape	D-Shape	D-Shape	D-Shape
Canopy Light		LED	LED	LED	LED
Feet / Legs		2 adjustable feet	2 adjustable feet	2 adjustable feet	2 adjustable feet
Castors		2 rollers	2 rollers	2 rollers	2 rollers
Exterior Finish		White	White	White	White
Interior Finish		ABS	ABS	ABS	ABS
Lock		Yes	Yes	Yes	Yes
Thermometer		Yes	Yes	Yes	Yes
Type of Controller		Mechanical	Mechanical	Mechanical	Mechanical
Noise Level	db(A)	45	45	45	45
Type of Cooling		Fan assisted	Fan assisted	Fan assisted	Fan assisted
Type of Defrost		Automatic	Automatic	Automatic	Automatic
Refrigerant		R600a	R600a	R600a	R600a
Refrigerant Charge	g	50	70	80	80
Input Power	W	229	266	295	295
Voltage / Frequency	V/Hz	220-240/50	220-240/50	220-240/50	220-240/50
Energy Consumption	kWh/24h	2	2,1	2,4	2,4
Internal Dimension (WxDxH)	mm	470 x 440 x 1027	470 x 440 x 1347	470 x 440 x 1555	470 x 440 x 1555
External Dimension (WxDxH)	mm	595 x 640 x 1455	595 x 640 x 1775	595 x 640 x 1980	595 x 640 x 1980
Packed Dimension (WxDxH)	mm	680 x 710 x 1555	680 x 710 x 1875	680 x 710 x 2080	680 x 710 x 2080
40ft Container Load	pcs	54	54	54	54

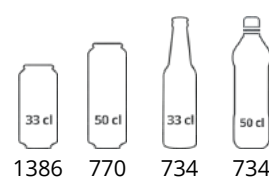


COOLERS



ECO-FRIENDLY
REFRIGERANT R290

Display Coolers



FS1600H-P

Display Cooler

- Improved product presentation
- Ventilated cooling
- 2 internal fans
- Less maintenance
- LED light inside door frame
- Adjustable shelves



LED light inside door frame



Digital thermostat



FS1002S-P Display Cooler

- Self-closing sliding glass doors
- Ventilated cooling
- Internal vertical LED light
- Adjustable shelves
- Powder coated inner liner
- Adjustable feet



FS1202S-P Display Cooler

- Self-closing sliding glass doors
- Ventilated cooling
- Internal vertical LED light
- Adjustable shelves
- Powder coated inner liner
- Adjustable feet



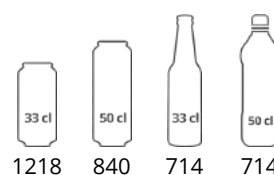
MODEL		FS1002S-P	FS1202S-P	FS1600H-P
Cans 330 ml	pcs	1196	1472	1386
Cans 500 ml	pcs	754	928	770
Bottles 330 ml	pcs	546	672	734
Bottles 500 ml PET	pcs	546	672	734
Gross / Net Volume	l	730 / 540	895 / 660	1329 / 1233
Gross / Net Weight	kg	176 / 163	189 / 174	212 / 207
Climate Class		4	4	4
Temperature Range	°C	2 to 10	2 to 10	2 to 10
Door Number & Type		2 self-closing sliding glass doors	2 self-closing sliding glass doors	3 hinged self-closing glass doors
Reversible door		-	-	No
Shelves Number & Type		5 wire shelves white	5 wire shelves white	15 wire shelves white
Shelf Dimensions		870 x 470 mm	1072 x 470 mm	465/535 x 470 mm
Interior Light		LED	LED	LED
Feet / Legs		4 adjustable feet	4 adjustable feet	6 adjustable legs
Castors		4 rollers	4 rollers	6 wheels
Exterior Finish		White	White	White
Interior Finish		Coated steel	Coated steel	White
Lock		No	No	No
Thermometer		Yes	Yes	Yes
Type of Controller		Electronic	Electronic	Electronic
Noise Level	db(A)	48	48	45
Type of Cooling		Ventilated	Ventilated	Ventilated
Type of Defrost		Automatic	Automatic	Automatic
Refrigerant		R290	R290	R290
Refrigerant Charge	g	120	120	145
Input Power	W	450	450	817
Voltage / Frequency	V/Hz	220-240/50	220-240/50	220-240/50
Energy Consumption	kWh/24h	5,96	6,8	5,9
Internal Dimension (WxDxH)	mm	890 x 573 x 1533	1090 x 573 x 1533	1492 x 585 x 1518
External Dimension (WxDxH)	mm	1000 x 735 x 1990	1200 x 735 x 1990	1600 x 730 x 2030
Packed Dimension (WxDxH)	mm	1040 x 780 x 2160	1240 x 780 x 2160	1660 x 795 x 2070
40ft Container Load	pcs	28	23	14



Display Coolers

DID YOU KNOW?

TEFCOLD has a passion for cooling... Our wholehearted passion for both cool products and customers means we experience a high level of customer satisfaction.



FSC1600H-P

Display Cooler

- Improved product presentation
- Ventilated cooling
- 2 internal fans
- LED illuminated canopy
- LED light inside door frame
- Less maintenance
- Adjustable shelves



LED light inside door frame



Digital thermostat




FSC1000H-P

Display Cooler

- Hinged glass doors
- Illuminated canopy
- Ventilated cooling
- Internal vertical light
- Adjustable shelves
- Adjustable feet



1287 819 585 585



FSC1950H-P

Display Cooler

- Hinged glass doors
- Illuminated canopy
- Ventilated cooling
- Internal vertical light
- Adjustable shelves
- Adjustable feet



1020 720 560 560

MODEL		FSC1000H-P	FSC1200H-P	FSC1600H-P	FSC1950H-P	FSC890H-P
Cans 330 ml	pcs	1287	1584	1218	1020	948
Cans 500 ml	pcs	819	1008	840	720	480
Bottles 330 ml	pcs	585	720	714	560	528
Bottles 500 ml PET	pcs	585	720	714	560	468
Gross / Net Volume	l	796 / 524	970 / 645	1329 / 1233	875 / 645	707 / 535
Gross / Net Weight	kg	175 / 162	189 / 174	212 / 207	198 / 193	157 / 147
Climate Class		4	4	4	4	4
Temperature Range	°C	2 to 10	2 to 10	2 to 10	2 to 10	2 to 10
Door Number & Type		2 hinged glass door	2 hinged glass door	3 hinged self-closing glass doors	2 hinged glass door	2 hinged self-closing glass doors
Reversible door		No	No	No	No	No
Shelves Number & Type		5 wire shelves white	5 wire shelves white	15 wire shelves white	5 wire shelves white	5 wire shelves white
Shelf Dimensions		870 x 540 mm	1072 x 540 mm	465/535 x 470 mm	985 x 555 mm	794 x 540 mm
Interior Light		LED	LED	LED	Yes	LED
Canopy Type		D-Shape	D-Shape	L-Shape	D-Shape	D-Shape
Canopy Light		LED	LED	LED	LED	LED
Feet / Legs		4 adjustable feet	4 adjustable feet	6 adjustable legs	4 adjustable feet	4 adjustable feet
Castors		4 rollers	4 rollers	6 wheels	4 rollers	4 rollers
Exterior Finish		White RAL9016	White RAL9016	White	White	White
Interior Finish		White	White	White	Coated steel	Powder coated
Lock		No	No	No	No	No
Thermometer		Yes	Yes	Yes	Yes	Yes
Type of Controller		Electronic	Electronic	Electronic	Electronic	Electronic
Noise Level	db(A)	48	48	45	48	48
Type of Cooling		Ventilated	Ventilated	Ventilated	Ventilated	Ventilated
Type of Defrost		Automatic	Automatic	Automatic	Automatic	Automatic
Refrigerant		R290	R290	R290	R290	R290
Refrigerant Charge	g	120	120	145	125	115
Input Power	W	450	880	817	490	410
Voltage / Frequency	V/Hz	220-240/50	220-240/50	220-240/50	220-240/50	220-240/50
Energy Consumption	kWh/24h	5,96	6,8	5,9	10,7	2,55
Internal Dimension (WxDxH)	mm	890 x 670 x 1533	1090 x 670 x 1533	1492 x 585 x 1518	1000 x 750 x 1533	810 x 561 x 1556
External Dimension (WxDxH)	mm	1000 x 790 x 2000	1200 x 790 x 2000	1600 x 730 x 2030	1110 x 875 x 2010	890 x 740 x 1990
Packed Dimension (WxDxH)	mm	1080 x 780 x 2100	1250 x 840 x 2100	1660 x 795 x 2070	1180 x 910 x 1200	950 x 840 x 2160
40ft Container Load	pcs	28	23	14	22	28

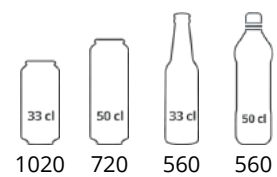


COOLERS



ECO-FRIENDLY
REFRIGERANT R290

Display Coolers



FSC1950S-P

Display Cooler

- Self-closing sliding glass doors
- Illuminated canopy
- Ventilated cooling
- Internal vertical light
- Adjustable shelves
- Adjustable feet



Sliding doors

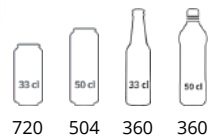


Vertical internal light



FSC1200S-P Display Cooler

- Self-closing sliding glass doors
- Illuminated canopy
- Ventilated cooling
- Internal vertical light
- Adjustable shelves
- Adjustable feet



FSC890S-P Display Cooler

- Self-closing sliding glass doors
- Illuminated canopy
- Ventilated cooling
- Internal vertical light
- Adjustable shelves
- Adjustable feet

MODEL		FSC1000S-P	FSC1200S-P	FSC1950S-P	FSC890S-P
Cans 330 ml	pcs	1144	1408	1020	720
Cans 500 ml	pcs	728	896	720	504
Bottles 330 ml	pcs	520	640	560	360
Bottles 500 ml PET	pcs	520	640	560	360
Gross / Net Volume	l	771 / 524	945 / 645	857 / 645	707 / 462
Gross / Net Weight	kg	164 / 159	183 / 178	198 / 193	157 / 147
Climate Class		4	4	4	4
Temperature Range	°C	2 to 10	2 to 10	2 to 10	2 to 10
Door Number & Type		2 self-closing sliding glass doors	2 self-closing sliding glass doors	2 self-closing sliding glass doors	2 self-closing sliding glass doors
Shelves Number & Type		5 wire shelves white	5 wire shelves white	5 wire shelves white	5 wire shelves white
Shelf Dimensions		870 x 470 mm	1072 x 470 mm	985 x 555 mm	794 x 470 mm
Interior Light		LED	LED	Yes	LED
Canopy Type		D-Shape	D-Shape	D-Shape	D-Shape
Canopy Light		LED	LED	LED	LED
Feet / Legs		4 adjustable feet	4 adjustable feet	4 adjustable feet	4 adjustable feet
Castors		4 rollers	4 rollers	4 rollers	4 rollers
Exterior Finish		White RAL9016	White RAL9016	White	White
Interior Finish		White	White	Coated steel	Powder coated
Lock		No	No	No	No
Thermometer		Yes	Yes	Yes	Yes
Type of Controller		Electronic	Electronic	Electronic	Electronic
Noise Level	db(A)	48	48	48	48
Type of Cooling		Ventilated	Ventilated	Ventilated	Ventilated
Type of Defrost		Automatic	Automatic	Automatic	Automatic
Refrigerant		R290	R290	R290	R290
Refrigerant Charge	g	120	120	125	115
Input Power	W	450	880	490	410
Voltage / Frequency	V/Hz	220-240/50	220-240/50	220-240/50	220-240/50
Energy Consumption	kWh/24h	5,96	6,8	10,7	2,7
Internal Dimension (WxDxH)	mm	890 x 572 x 1533	1090 x 572 x 1533	1000 x 652 x 1533	810 x 561 x 1556
External Dimension (WxDxH)	mm	1000 x 740 x 2000	1200 x 740 x 2000	1110 x 825 x 2010	890 x 740 x 1990
Packed Dimension (WxDxH)	mm	1080 x 780 x 2100	1250 x 780 x 2100	1180 x 910 x 2100	950 x 840 x 2160
40ft Container Load	pcs	28	23	22	28



COOLERS



ECO-FRIENDLY
REFRIGERANT R600a

Display Coolers



Internal fan

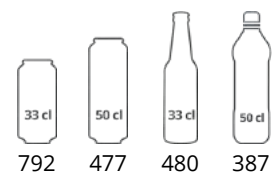


Wheels or adjustable legs as
option

UR600G-I

Display Cooler

- Hinged glass door
- LED interior light
- Electronic thermostat
- Fan assisted cooling
- Reversible door
- Adjustable shelves
- Adjustable feet

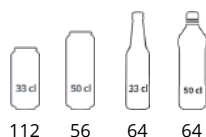




UR200G-I

Display Cooler

- Hinged glass door
- LED interior light
- Electronic thermostat
- Fan assisted cooling
- Reversible door
- Adjustable shelves
- Adjustable feet



UR400G-I

Display Cooler

- Hinged glass door
- LED interior light
- Electronic thermostat
- Fan assisted cooling
- Reversible door
- Adjustable shelves
- Adjustable feet



MODEL	UR200G-I	UR400G-I	UR600G-I
Cans 330 ml	pcs 112	448	792
Cans 500 ml	pcs 56	273	477
Bottles 330 ml	pcs 64	288	480
Bottles 500 ml PET	pcs 64	217	387
Gross / Net Volume	l 130 / 119	374 / 350	605 / 570
Gross / Net Weight	kg 57 / 52	94 / 89	97 / 90
Climate Class	4	4	4
Temperature Range	°C 2 to 10	2 to 10	2 to 10
Door Number & Type	1 hinged glass door	1 hinged glass door	1 hinged glass door
Reversible door	Yes	Yes	Yes
Shelves Number & Type	3 wire shelves white	4 wire shelves white	4 wire shelves white
Shelf Dimensions	505 x 415 mm	505 x 415 mm	GN2/1
Interior Light	LED	LED	LED
Feet / Legs	2 adjustable feet	2 adjustable feet	2 adjustable feet
Castors	2 rollers	2 rollers	2 rollers
Exterior Finish	White	White	White
Interior Finish	White ABS	White ABS	White ABS
Lock	Yes	Yes	Yes
Thermometer	Yes	Yes	Yes
Type of Controller	Electronic	Electronic	Electronic
Noise Level	db(A) 40	40	54
Type of Cooling	Fan assisted	Fan assisted	Fan assisted
Type of Defrost	Automatic	Automatic	Automatic
Refrigerant	R600a	R600a	R600a
Refrigerant Charge	g 35	75	100
Input Power	W 105	130	130
Voltage / Frequency	V/Hz 220-240/50	220-240/50	220-240/50
Energy Consumption	kWh/24h 1,78	2,1	2,9
Internal Dimension (WxDxH)	mm 510 x 485 x 620	510 x 485 x 1620	653 x 580 x 1680
External Dimension (WxDxH)	mm 600 x 600 x 850	600 x 600 x 1850	777 x 750 x 1900
Packed Dimension (WxDxH)	mm 690 x 650 x 910	690 x 650 x 2050	850 x 770 x 2070
40ft Container Load	pcs 108	54	42



COOLERS



ECO-FRIENDLY
REFRIGERANT R600a

Display Coolers



Internal fan

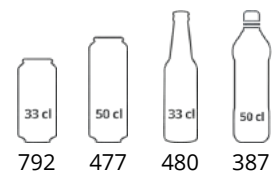


Wheels or adjustable legs as option

UR600SG-I

Display Cooler

- Hinged glass door
- LED interior light
- Electronic thermostat
- Fan assisted cooling
- Stainless steel cabinet
- Reversible door
- Adjustable shelves GN2/1
- Adjustable feet

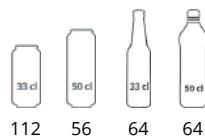




UR200SG-I

Display Cooler

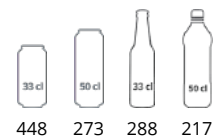
- Hinged glass door
- LED interior light
- Electronic thermostat
- Fan assisted cooling
- Stainless steel cabinet
- Reversible door
- Adjustable shelves
- Adjustable feet



UR400SG-I

Display Cooler

- Hinged glass door
- LED interior light
- Electronic thermostat
- Fan assisted cooling
- Stainless steel cabinet
- Reversible door
- Adjustable shelves
- Adjustable feet



MODEL	UR200SG-I	UR400SG-I	UR600SG-I
Cans 330 ml	pcs 112	448	792
Cans 500 ml	pcs 56	273	477
Bottles 330 ml	pcs 64	288	480
Bottles 500 ml PET	pcs 64	217	387
Gross / Net Volume	l 130 / 119	374 / 350	605 / 570
Gross / Net Weight	kg 57 / 52	94 / 89	97 / 90
Climate Class	4	4	4
Temperature Range	°C 2 to 10	2 to 10	2 to 10
Door Number & Type	1 hinged glass door	1 hinged glass door	1 hinged glass door
Reversible door	Yes	Yes	Yes
Shelves Number & Type	3 wire shelves white	4 wire shelves white	4 wire shelves white
Shelf Dimensions	505 x 415 mm	505 x 415 mm	GN2/1
Interior Light	LED	LED Cold white	LED
Feet / Legs	2 adjustable feet	2 adjustable feet	2 adjustable feet
Castors	2 rollers	2 rollers	2 rollers
Exterior Finish	Stainless steel	Stainless steel	Stainless steel
Interior Finish	White ABS	White ABS	White ABS
Lock	Yes	Yes	Yes
Thermometer	Yes	Yes	Yes
Type of Controller	Electronic	Electronic	Electronic
Noise Level	db(A) 40	40	45
Type of Cooling	Fan assisted	Fan assisted	Fan assisted
Type of Defrost	Automatic	Automatic	Automatic
Refrigerant	R600a	R600a	R600a
Refrigerant Charge	g 35	170	100
Input Power	W 130	130	130
Voltage / Frequency	V/Hz 220-240/50	220-240/50	220-240/50
Energy Consumption	kWh/24h 1,78	2,1	2,9
Internal Dimension (WxDxH)	mm 510 x 485 x 620	510 x 485 x 1620	653 x 580 x 1680
External Dimension (WxDxH)	mm 600 x 600 x 850	600 x 600 x 1850	777 x 750 x 1900
Packed Dimension (WxDxH)	mm 690 x 650 x 910	690 x 560 x 2050	850 x 770 x 2070
40ft Container Load	pcs 108	54	42



CAN COOLERS

Can Impulse Coolers

Mobile can coolers are perfect for stimulating impulse sales and for cold beverages, for example in connection with parties and events when mobility and flexibility are key.

They are ideal for branding and can be placed strategically many different places in a shop, or maybe close to a buffet.

Can coolers are extremely mobile and easy to handle. They are fitted with wheels or slides.

Every model also has ventilated cooling, which ensures faster, stable cooling of the contents compared to static cooling. This is particularly important for stimulating impulse sales.



TEFCOLD VOC100-I

Display can cooler with fan assisted cooling.
A perfect and mobile solution for impulse sales.



COOLERS



ECO-FRIENDLY
REFRIGERANT R600a

Can Coolers



Internal fan and 2 baskets

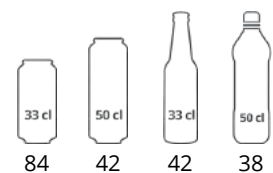


Strong castors

CC55-I

Can Cooler


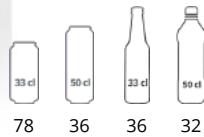
- Fan assisted cooling
- Designed for canned drinks
- Fast pull-down of temperature
- Includes basket
- Flip-flop lid
- Well suited for branding
- Strong castors





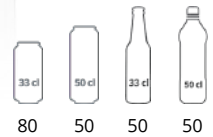
CC77-I Can Cooler

- Fan assisted cooling
- Designed for canned drinks
- Fast pull-down of temperature
- Includes basket
- Flip-flop lid
- Well suited for branding
- Strong castors



VOC100-I Can Cooler

- Great product visibility
- Fan assisted cooling
- LED illuminated canopy
- Well suited for branding
- 7 gliding feet
- Castors optional



MODEL		CC45-I	CC55-I	CC77-I	VOC100-I
Cans 330 ml	pcs	44	84	78	80
Cans 500 ml	pcs	22	42	36	50
Bottles 330 ml	pcs	22	42	36	50
Bottles 500 ml PET	pcs	20	38	32	50
Gross / Net Volume	l	53 / 50	80 / 78	80 / 72	110 / 103
Gross / Net Weight	kg	25 / 22	30 / 29	31 / 29	31 / 29
Climate Class		4	4	4	4
Temperature Range	°C	2 to 12	2 to 12	2 to 12	2 to 12
Lid Number & Type		1 transparent acrylic flip-flop lid	1 transparent acrylic flip-flop lid	1 transparent acrylic flip-flop lid	-
Basket Number & Type		1 Wire basket, grey	2 Wire basket	1 Wire basket, grey	-
Interior Light		No	No	No	LED
Feet / Legs		-	-	-	7 gliding feet
Castors		4 castors, 1 lockable	4 castors, 1 lockable	4 castors, 1 lockable	-
Exterior Finish		Black	White	Black	Grey, RAL9006
Interior Finish		Powder coated steel	Powder coated steel	Powder coated steel	Powder coated steel, SAC
Thermometer		No	No	No	Yes
Type of Controller		Mechanical	Mechanical	Mechanical	Electronic
Noise Level	db(A)	45	45	45	42
Type of Cooling		Fan assisted	Fan assisted	Fan assisted	Ventilated
Type of Defrost		Automatic	Automatic	Automatic	Automatic
Refrigerant		R600a	R600a	R600a	R600a
Refrigerant Charge	g	40	45	45	55
Input Power	W	76	76	112	160
Voltage / Frequency	V/Hz	220-240/50	220-240/50	220-240/50	220-240/50
Energy Consumption	kWh/24h	1,2	1,3	0,95	2,6
Internal Dimension (WxDxH)	mm	375 x 375 x 470	380 x 380 x 655	450 x 450 x 475	520 x 520 x 570
External Dimension (WxDxH)	mm	457 x 457 x 830	457 x 457 x 1076	567 x 567 x 830	660 x 660 x 970
Packed Dimension (WxDxH)	mm	480 x 480 x 850	480 x 480 x 1120	580 x 580 x 880	690 x 500 x 1150
40ft Container Load	pcs	250	160	238	128



BACK BARS

Back Bars - KEG Coolers - Undercounters

TEFCOLD back bars are ideal for use under the counter in bars, cafés and restaurants. They can be fully build in, as the air intake and exhaust are both at the front.

All our backbars are designed for rapid product cooling, to ensure cold beverages are always on offer. And we went into detail for the personnel using them: the thermostat is placed on the outside of the units for easy access,

and the door handle is at the top, avoiding having to bend down too far to open and close the door.

The Premium back bar range features aluminium doors and chrome shelves with closely-spaced wires, to give stability and high capacity. The Standard range has white plastic-coated wire shelves for easy maintenance. If enhanced cooling capacity is needed, we offer a 'heavy duty' range.



TEFCOLD BA20S-I

Back bar with self-closing sliding glass doors and rapid product cooling. When easy access and product replenishment is key.

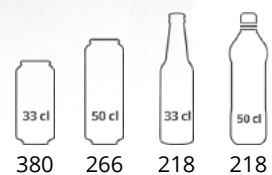


COOLERS



ECO-FRIENDLY
REFRIGERANT R290

Back Bars



DB300S-3-P

Backbar Cooler

- Double glazed tempered glass
- LED interior light
- Ventilated cooling
- Self-closing sliding glass doors
- Easy access electronic thermostat
- Adjustable shelves
- Adjustable feet



Protective thermostat cover



Door holder for loading of the cabinet



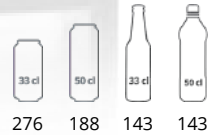
DB125H-I Backbar Cooler



- Double glazed tempered glass
- LED interior light
- Ventilated cooling
- Reversible glass door
- Easy access electronic thermostat
- Adjustable shelves
- Adjustable feet



DB200H-I Backbar Cooler



- Double glazed tempered glass
- LED interior light
- Ventilated cooling
- Hinged glass doors
- Easy access electronic thermostat
- Adjustable shelves
- Adjustable feet

MODEL		DB105H-I	DB125H-I	DB200H-I	DB200S-I	DB300H-3-P	DB300S-3-P
Cans 330 ml	pcs	113	161	276	276	380	380
Cans 500 ml	pcs	96	112	188	188	266	266
Bottles 330 ml	pcs	70	84	143	143	218	218
Bottles 500 ml PET	pcs	70	84	143	143	218	218
Gross / Net Volume	l	100 / 94	122 / 116	191 / 183	191 / 183	300 / 278	300 / 278
Gross / Net Weight	kg	55 / 53	53 / 45	73 / 68	73 / 68	97 / 86	97 / 86
Climate Class		4	4	4	4	4	4
Temperature Range	°C	2 to 10	2 to 10	2 to 10	2 to 10	2 to 10	2 to 10
Door Number & Type		1 hinged glass door	1 hinged glass door	2 hinged glass doors	2 sliding glass doors	3 hinged glass doors	3 sliding glass doors
Tempered glass		Yes	Yes	Yes	Yes	Yes	Yes
Shelves Number & Type		2 wire shelves white	2 wire shelves white	4 wire shelves white	4 wire shelves white	6 wire shelves white	6 wire shelves white
Shelf Dimensions		398x335	498x335	395x330	395x330	395x330	395x330
Interior Light		LED	LED	LED	LED	LED	LED
Feet / Legs		4 adjustable feet	4 adjustable feet	4 adjustable feet	4 adjustable feet	4 adjustable feet	4 adjustable feet
Exterior Finish		Black	Black	Black	Black	Black	Black
Interior Finish		Stucco aluminium	Stucco aluminium	Stucco aluminium	Stucco aluminium	Stucco aluminium	Stucco aluminium
Lock		Yes	Yes	Yes	Yes	Yes	Yes
Thermometer		Yes	Yes	Yes	Yes	Yes	Yes
Type of Controller		Electronic	Electronic	Electronic	Electronic	Electronic	Electronic
Noise Level	db(A)	45	45	45	45	45	45
Type of Cooling		Ventilated	Ventilated	Ventilated	Ventilated	Ventilated	Ventilated
Type of Defrost		Automatic	Automatic	Automatic	Automatic	Automatic	Automatic
Refrigerant		R600a	R600a	R600a	R600a	R290	R290
Refrigerant Charge	q	48	60	70	70	90	90
Input Power	W	150	150	175	175	320	320
Voltage / Frequency	V/Hz	220-240/50	220-240/50	220-240/50	220-240/50	220-240/50	220-240/50
Energy Consumption	kWh/24h	1,88	2,1	2,7	2,7	4	4
Internal Dimension (WxDxH)	mm	408 x 355 x 720	508 x 355 x 720	810 x 350 x 720	805 x 345 x 720	1257 x 345 x 720	1257 x 345 x 720
External Dimension (WxDxH)	mm	500 x 520 x 870	600 x 520 x 870	900 x 520 x 870	900 x 515 x 870	1355 x 520 x 870	1355 x 515 x 870
Packed Dimension (WxDxH)	mm	585 x 600 x 940	700 x 600 x 950	1000 x 600 x 950	1000 x 600 x 950	1430 x 600 x 940	1430 x 600 x 940
40ft Container Load	pcs	160	136	96	96	64	64

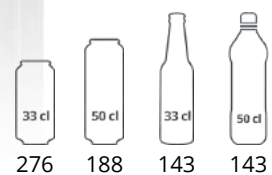


COOLERS



ECO-FRIENDLY
REFRIGERANT R600a

Back Bars



BA25H-I

Backbar Cooler

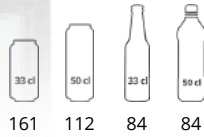
- Double glazed tempered glass
- LED interior light
- Ventilated cooling
- Hinged glass doors
- Easy access electronic thermostat
- Adjustable shelves
- Adjustable feet



Electronic thermostat

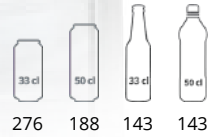


Wine shelves as option



BA15H-I Backbar Cooler

- LED interior light
- Ventilated cooling
- Double glazed reversible glass door
- Easy access electronic thermostat
- Adjustable shelves
- Adjustable feet



BA25S-I S/A Backbar Cooler

- Double glazed tempered glass
- LED interior light
- Ventilated cooling
- Self-closing sliding glass doors
- Stainless steel exterior
- Easy access electronic thermostat
- Adjustable shelves
- Adjustable feet

MODEL		BA15H-I	BA25H-I	BA25S-I	BA25S-I S/A	BA5H-I
Cans 330 ml	pcs	161	276	276	276	113
Cans 500 ml	pcs	112	188	188	188	96
Bottles 330 ml	pcs	84	143	143	143	70
Bottles 500 ml PET	pcs	84	143	143	143	70
Gross / Net Volume	l	122 / 116	191 / 183	191 / 183	191 / 183	100 / 94
Gross / Net Weight	kg	53 / 45	73 / 68	73 / 68	73 / 68	45 / 38
Climate Class		4	4	4	4	4
Temperature Range	°C	2 to 10	2 to 10	2 to 10	2 to 10	2 to 10
Door Number & Type		1 hinged glass door	2 hinged glass doors	2 sliding glass doors	2 sliding glass doors	1 hinged glass door
Tempered glass		Yes	Yes	Yes	Yes	Yes
Shelves Number & Type		2 wire shelves chrome	4 wire shelves chrome	4 wire shelves chrome	4 wire shelves chrome	2 wire shelves chrome
Shelf Dimensions		498x335	395x330	395x330	395x330	398x335
Interior Light		LED	LED	LED	LED	LED
Feet / Legs		4 adjustable feet	4 adjustable feet	4 adjustable feet	4 adjustable feet	4 adjustable feet
Exterior Finish		Black	Black	Black	Stainless steel	Black
Interior Finish		Stucco aluminium	Stucco aluminium	Stucco aluminium	Stucco aluminium	Stucco aluminium
Lock		Yes	Yes	Yes	Yes	Yes
Thermometer		Yes	Yes	Yes	Yes	Yes
Type of Controller		Electronic	Electronic	Electronic	Electronic	Electronic
Noise Level	db(A)	45	45	45	45	45
Type of Cooling		Ventilated	Ventilated	Ventilated	Ventilated	Ventilated
Type of Defrost		Automatic	Automatic	Automatic	Automatic	Automatic
Refrigerant		R600a	R600a	R600a	R600a	R600a
Refrigerant Charge	g	60	70	70	70	50
Input Power	W	210	230	230	230	210
Voltage / Frequency	V/Hz	220-240/50	220-240/50	220-240/50	220-240/50	220-240/50
Energy Consumption	kWh/24h	2,1	2,7	2,7	2,7	2,1
Internal Dimension (WxDxH)	mm	508 x 355 x 720	810 x 350 x 720	805 x 345 x 720	805 x 345 x 720	410 x 350 x 720
External Dimension (WxDxH)	mm	600 x 520 x 870	900 x 520 x 870	900 x 515 x 870	900 x 515 x 870	500 x 520 x 870
Packed Dimension (WxDxH)	mm	700 x 600 x 950	1000 x 600 x 950	1000 x 600 x 950	1000 x 600 x 950	585 x 600 x 950
40ft Container Load	pcs	136	96	96	96	160

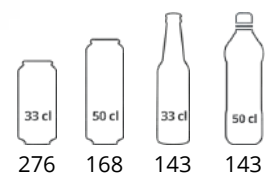


COOLERS



ECO-FRIENDLY
REFRIGERANT R600a

Back Bars



BA20S-I

Backbar Cooler

- Double glazed tempered glass
- LED interior light
- Ventilated cooling
- Self-closing sliding glass doors
- Easy access electronic thermostat
- Adjustable shelves
- Adjustable feet



Electronic thermostat



Adjustable shelves



BA30S-3-P

Backbar Cooler



380 266 218 218

- Double glazed tempered glass
- LED interior light
- Ventilated cooling
- Self-closing sliding glass doors
- Easy access electronic thermostat
- Adjustable shelves
- Adjustable feet

DID YOU KNOW?

Our backbars are offered with both 87 and 90 cm height and with sliding or hinged doors – all with double glassed glass doors.

MODEL		BA20S-I	BA30S-3-P
Cans 330 ml	pcs	276	380
Cans 500 ml	pcs	168	266
Bottles 330 ml	pcs	143	218
Bottles 500 ml PET	pcs	143	218
Gross / Net Volume	l	196 / 188	328 / 320
Gross / Net Weight	kg	73 / 68	113 / 108
Climate Class		4	4
Temperature Range	°C	2 to 10	2 to 10
Door Number & Type		2 sliding glass doors	3 sliding glass doors
Tempered glass		Yes	Yes
Shelves Number & Type		4 wire shelves chrome	6 wire shelves chrome
Shelf Dimensions		395x330	405x365
Interior Light		LED	LED
Feet / Legs		4 adjustable feet	4 adjustable feet
Exterior Finish		Black	Black
Interior Finish		Stucco aluminium	Stucco aluminium
Lock		Yes	Yes
Thermometer		Yes	Yes
Type of Controller		Electronic	Electronic
Noise Level	db(A)	45	45
Type of Cooling		Ventilated	Ventilated
Type of Defrost		Automatic	Automatic
Refrigerant		R600a	R290
Refrigerant Charge	g	70	90
Input Power	W	175	320
Voltage / Frequency	V/Hz	220-240/50	220-240/50
Energy Consumption	kWh/24h	2,7	4
Internal Dimension (WxDxH)	mm	805 x 345 x 730	1257 x 345 x 730
External Dimension (WxDxH)	mm	900 x 515 x 900	1355 x 515 x 900
Packed Dimension (WxDxH)	mm	1000 x 600 x 950	1430 x 600 x 950
40ft Container Load	pcs	96	64



COOLERS



ECO-FRIENDLY
REFRIGERANT R290

Back Bars



BA30H-P

Backbar Cooler

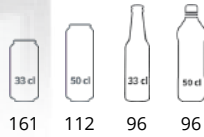
- Double glazed tempered glass
- LED interior light
- Ventilated cooling
- Hinged glass doors
- Easy access electronic thermostat
- Adjustable shelves
- Adjustable feet



Electronic thermostat

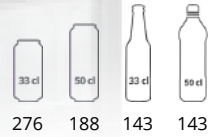


Lock



BA10H-I Backbar Cooler

- LED interior light
- Ventilated cooling
- Double glazed reversible glass door
- Easy access electronic thermostat
- Adjustable shelves
- Adjustable feet



BA20H-I Backbar Cooler

- Double glazed tempered glass
- LED interior light
- Ventilated cooling
- Hinged glass doors
- Easy access electronic thermostat
- Adjustable shelves
- Adjustable feet

MODEL		BA10H-I	BA20H-I	BA30H-P
Cans 330 ml	pcs	161	276	380
Cans 500 ml	pcs	112	188	266
Bottles 330 ml	pcs	96	143	218
Bottles 500 ml PET	pcs	96	143	218
Gross / Net Volume	l	122 / 116	196 / 188	328 / 320
Gross / Net Weight	kg	53 / 45	73 / 66	111 / 106
Climate Class		4	4	4
Temperature Range	°C	2 to 10	2 to 10	2 to 10
Door Number & Type		1 hinged glass door	2 hinged glass doors	3 hinged glass doors
Tempered glass		Yes	Yes	Yes
Shelves Number & Type		2 wire shelves chrome	4 wire shelves chrome	6 wire shelves chrome
Shelf Dimensions		496x360	395x330	395x330
Interior Light		LED	LED	LED
Feet / Legs		4 adjustable feet	4 adjustable feet	4 adjustable feet
Exterior Finish		Black	Black	Black
Interior Finish		Stucco aluminium	Stucco aluminium	Stucco aluminium
Lock		Yes	Yes	Yes
Thermometer		Yes	Yes	Yes
Type of Controller		Electronic	Electronic	Electronic
Noise Level	db(A)	45	45	45
Type of Cooling		Ventilated	Ventilated	Ventilated
Type of Defrost		Automatic	Automatic	Automatic
Refrigerant		R600a	R600a	R290
Refrigerant Charge	g	60	70	90
Input Power	W	210	175	320
Voltage / Frequency	V/Hz	220-240/50	220-240/50	220-240/50
Energy Consumption	kWh/24h	2,1	2,7	4
Internal Dimension (WxDxH)	mm	508 x 355 x 732	805 x 345 x 730	1257 x 345 x 730
External Dimension (WxDxH)	mm	600 x 520 x 900	900 x 520 x 900	1355 x 520 x 900
Packed Dimension (WxDxH)	mm	700 x 600 x 950	1000 x 600 x 950	1430 x 600 x 950
40ft Container Load	pcs	136	96	64



COOLERS



ECO-FRIENDLY
REFRIGERANT R290

Back Bars



CBC410G-P

Backbar Cooler

- Robust heavy duty equipment
- Ventilated cooling
- Self-closing glass doors
- Mirror effect stainless steel interior
- Adjustable SS304 steel shelves
- Adjustable feet



Lock



Adjustable shelves



CBC210G-P Backbar Cooler

- Robust heavy duty equipment
- Ventilated cooling
- Self-closing glass doors
- Mirror effect stainless steel interior
- Adjustable SS304 steel shelves
- Adjustable feet



CBC310G-P Backbar Cooler

- Robust heavy duty equipment
- Ventilated cooling
- Self-closing glass doors
- Mirror effect stainless steel interior
- Adjustable SS304 steel shelves
- Adjustable feet

MODEL		CBC210G-P	CBC310G-P	CBC410G-P
Gross / Net Volume	l	290 / 277	460 / 442	630 / 605
Gross / Net Weight	kg	123 / 118	153 / 138	185 / 180
Climate Class		4	4	4
Temperature Range	°C	2 to 10	2 to 10	2 to 10
Door Number & Type		2 hinged self-closing glass doors	3 hinged self-closing glass doors	4 hinged self-closing glass doors
Tempered glass		Yes	Yes	Yes
Shelves Number & Type		4 SS304 shelves	6 SS304 shelves	8 SS304 shelves
Interior Light		LED	LED	LED
Feet / Legs		6 adjustable feet	8 adjustable feet	10 adjustable feet
Exterior Finish		Black	Black	Black
Interior Finish		SS430 mirror polished	SS430 mirror polished	SS430 mirror polished
Lock		Yes	Yes	Yes
Thermometer		Yes	Yes	Yes
Type of Controller		Electronic	Electronic	Electronic
Noise Level	db(A)	42	42	42
Type of Cooling		Ventilated	Ventilated	Ventilated
Type of Defrost		Automatic	Automatic	Automatic
Refrigerant		R290	R290	R290
Refrigerant Charge	g	95	95	95
Input Power	W	250	250	320
Voltage / Frequency	V/Hz	220-240/50	220-240/50	220-240/50
Energy Consumption	kWh/24h	3,21	3,67	4,22
Internal Dimension (WxDxH)	mm	1082 x 415 x 760	1622 x 415 x 760	2162 x 415 x 760
External Dimension (WxDxH)	mm	1462 x 513 x 860	2002 x 513 x 860	2542 x 513 x 860
Packed Dimension (WxDxH)	mm	1540 x 580 x 1050	2060 x 580 x 1050	2650 x 580 x 1050
40ft Container Load	pcs	60	44	32



COOLERS



ECO-FRIENDLY
REFRIGERANT R290

Back Bars



CBC410-P

Backbar Cooler

- Robust heavy duty equipment
- Ventilated cooling
- Self-closing doors
- Stainless steel interior
- Adjustable SS304 steel shelves
- Adjustable feet

C



Drawers as option



Adjustable shelves



CBC210-P Backbar Cooler

- Robust heavy duty equipment
- Ventilated cooling
- Self-closing doors
- Stainless steel interior
- Adjustable SS304 steel shelves
- Adjustable feet

C



CBC310-P Backbar Cooler

- Robust heavy duty equipment
- Ventilated cooling
- Self-closing doors
- Stainless steel interior
- Adjustable SS304 steel shelves
- Adjustable feet

C

MODEL		CBC210-P	CBC310-P	CBC410-P
Gross / Net Volume	l	290 / 277	460 / 442	630 / 605
Gross / Net Weight	kg	123 / 118	143 / 138	172 / 162
Net Volume Energy Rating	l	250	386	518
Climate Class		4	4	4
Temperature Range	°C	2 to 10	2 to 10	2 to 10
Door Number & Type		2 hinged self-closing doors	3 hinged self-closing doors	4 hinged self-closing doors
Shelves Number & Type		4 SS304 shelves	6 SS304 shelves	8 SS304 shelves
Interior Light		No	No	LED
Feet / Legs		6 adjustable feet	8 adjustable feet	10 adjustable feet
Exterior Finish		Black	Black	Black
Interior Finish		SS430 mirror polished	SS430 mirror polished	SS430 mirror polished
Lock		Yes	Yes	Yes
Thermometer		Yes	Yes	Yes
Type of Controller		Electronic	Electronic	Electronic
Noise Level	db(A)	42	42	42
Type of Cooling		Ventilated	Ventilated	Ventilated
Type of Defrost		Automatic	Automatic	Automatic
Refrigerant		R290	R290	R290
Refrigerant Charge	g	95	95	95
Input Power	W	250	250	350
Voltage / Frequency	V/Hz	220-240/50	220-240/50	220-240/50
Energy Consumption	kWh/24h	2,35	2,85	4,22
Energy Classification		C	C	C
Internal Dimension (WxDxH)	mm	1082 x 415 x 760	1622 x 415 x 760	2162 x 415 x 760
External Dimension (WxDxH)	mm	1462 x 513 x 860	2002 x 513 x 860	2542 x 513 x 860
Packed Dimension (WxDxH)	mm	1540 x 580 x 1050	2060 x 580 x 1050	2650 x 580 x 1050
40ft Container Load	pcs	60	44	32



COOLERS



ECO-FRIENDLY
REFRIGERANT R600a

KEG Coolers



CKC8-I

KEG Cooler

- Ventilated cooling
- Self-closing doors
- Stainless steel interior
- 8x20 l. KEG capacity
- Adjustable feet

B



Electronic thermostat



Easy access to clean condenser



CKC2-I KEG Cooler

- Ventilated cooling
- Self-closing door
- Stainless steel interior
- 2x20 l. KEG capacity
- Adjustable feet

B



CKC4-I KEG Cooler

- Ventilated cooling
- Self-closing door
- Stainless steel interior
- 4x20 l. KEG capacity
- Adjustable feet

B

MODEL		CKC2-I	CKC4-I	CKC6-I	CKC8-I
20 l KEG	pcs	2	4	6	8
50 l KEG	pcs	0	1	1	2
Gross / Net Volume	l	99 / 98	190 / 189	268 / 267	362 / 359
Gross / Net Weight	kg	58 / 53	74 / 69	86 / 81	96 / 90
Net Volume Energy Rating	l	98	189	367	359
Climate Class		4	4	4	4
Temperature Range	°C	2 to 10	2 to 10	2 to 10	2 to 10
Door Number & Type		1 hinged solid door	1 hinged solid door	2 hinged solid doors	2 hinged solid doors
Interior Light		No	No	No	No
Feet / Legs		4 adjustable feet	4 adjustable feet	4 adjustable feet	4 adjustable feet
Exterior Finish		Black	Black	Black	Black
Interior Finish		SS430 mirror polished	SS430 mirror polished	SS430 mirror polished	SS430 mirror polished
Lock		No	No	No	No
Thermometer		Yes	Yes	Yes	Yes
Type of Controller		Electronic	Electronic	Electronic	Electronic
Noise Level	db(A)	45	45	45	45
Type of Cooling		Ventilated	Ventilated	Ventilated	Ventilated
Type of Defrost		Automatic	Automatic	Automatic	Automatic
Refrigerant		R600a	R600a	R600a	R600a
Refrigerant Charge	g	60	95	95	95
Input Power	W	160	240	240	250
Voltage / Frequency	V/Hz	220-240/50	220-240/50	220-240/50	220-240/50
Energy Consumption	kWh/24h	1,92	2,12	2,17	2,52
Energy Classification		B	B	B	B
Internal Dimension (WxDxH)	mm	270 x 500 x 730	520 x 500 x 730	735 x 500 x 730	990 x 500 x 730
External Dimension (WxDxH)	mm	555 x 590 x 860	880 x 590 x 860	1110 x 590 x 860	1350 x 590 x 860
Packed Dimension (WxDxH)	mm	600 x 620 x 1050	925 x 620 x 1050	1200 x 620 x 1050	1400 x 620 x 1050
40ft Container Load	pcs	114	86	74	52



MULTIDECKS

Open Front Multideck Coolers - Sliding Doors Multideck Coolers

TEFCOLD multideck coolers are ideal for self-service in canteens, supermarkets or gas stations. There are two types: open front without doors and a version with sliding doors.

If extra shelf space is required, slide doors are best, giving 30% extra shelf space compared to open front. Slide door models also mean approximately 50% saving in energy consumption compared to open front.

If focus is on convenience for the customer and easy access to the product, open front is the best.

All models have fully-automatic ventilated cooling, to ensure consistent, uniform cooling throughout the unit. Open front models are naturally also fitted with a night blind, to reduce electricity consumption. There is also a low-temperature range for 0 – 4 degrees, ideal for dairy products.



TEFCOLD MD1000X-ZERO

Open front multideck cooler in stainless steel premium design.
For customer convenience and "grab and go" sales.



COOLERS

Open Front Coolers



MD1900

Open Front Cooler

- Premium design
- White finish
- Adjustable shelves with tilting function
- Shelf stopper for tilting is accessory
- Temperature range 2-8°C
- LED interior light with switch
- Digital controller and temperature display
- Night blind / Curtain with soft release



Soft release night blind /
curtain



Adjustable shelves with tilting
function



MD1000 Open Front Cooler

- Premium design
- White finish
- Adjustable shelves with tilting function
- Shelf stopper for tilting is accessory
- Temperature range 2-8°C
- LED interior light with switch
- Digital controller and temperature display
- Night blind / Curtain with soft release



MD1400 Open Front Cooler

- Premium design
- White finish
- Adjustable shelves with tilting function
- Shelf stopper for tilting is accessory
- Temperature range 2-8°C
- LED interior light with switch
- Digital controller and temperature display
- Night blind / Curtain with soft release

MODEL		MD1000	MD1400	MD1900
Gross / Net Volume	l	657 / 447	913 / 663	1314 / 954
Gross / Net Weight	kg	180 / 162	207 / 185	257 / 228
Climate Class		3	3	3
Temperature Range	°C	2 to 8	2 to 8	2 to 8
Shelves Number & Type		4 white coated tilting	4 white coated tilting	4 white coated tilting
Interior Light		LED	LED	LED
Feet / Legs		4 adjustable feet	4 adjustable feet	4 adjustable feet
Exterior Finish		White	White	White
Interior Finish		White / Glass	White / Glass	White / Glass
Thermometer		Yes	Yes	Yes
Type of Controller		Electronic	Electronic	Electronic
Noise Level	db(A)	55	55	55
Type of Cooling		Ventilated	Ventilated	Ventilated
Type of Defrost		Automatic	Automatic	Automatic
Refrigerant		R452	R452	R452
Refrigerant Charge	g	640	1190	1500
Input Power	W	950	1200	1550
Voltage / Frequency	V/Hz	220-240/50	220-240/50	220-240/50
Energy Consumption	kWh/24h	20,5	25,9	30,8
Internal Dimension (WxDxH)	mm	900 x 444 x 1355	1250 x 444 x 1355	1800 x 444 x 1355
External Dimension (WxDxH)	mm	985 x 737 x 1985	1335 x 737 x 1985	1885 x 737 x 1985
Packed Dimension (WxDxH)	mm	1050 x 760 x 2120	1400 x 760 x 2120	1920 x 760 x 2120
40ft Container Load	pcs	33	25	18



COOLERS

Open Front Coolers



MD1900X

Open Front Cooler


- Premium design
- Stainless steel finish
- Adjustable shelves with tilting function
- Shelf stopper for tilting is accessory
- Temperature range 2-8°C
- LED interior light with switch
- Digital controller and temperature display
- Night blind / Curtain with soft release



Soft release night blind /
curtain




Adjustable shelves with tilting
function



MD1000X Open Front Cooler

- Premium design
- Stainless steel finish
- Adjustable shelves with tilting function
- Shelf stopper for tilting is accessory
- Temperature range 2-8°C
- LED interior light with switch
- Digital controller and temperature display
- Night blind / Curtain with soft release



MD700X-ZERO Open Front Cooler

- Ideal for dairy products
- Temperature range 0-4°C
- Premium design
- Stainless steel finish
- Adjustable shelves with tilting function
- Shelf stopper for tilting is accessory
- LED interior light with switch
- Digital controller and temperature display
- Night blind / Curtain with soft release

MODEL		MD1000X	MD1000X-ZERO	MD1400X	MD1900X	MD700X-ZERO
Gross / Net Volume	l	657 / 447	657 / 447	913 / 663	1314 / 954	438 / 318
Gross / Net Weight	kg	180 / 162	180 / 162	207 / 185	257 / 228	142 / 126
Climate Class		3	3	3	3	3
Temperature Range	°C	2 to 8	0 to 4	2 to 8	2 to 8	0 to 4
Shelves Number & Type		4 SS304 tilting	4 SS304 tilting	4 SS304 tilting	4 SS304 tilting	4 SS304 tilting
Interior Light		LED	LED	LED	LED	LED
Feet / Legs		4 adjustable feet	4 adjustable feet	4 adjustable feet	4 adjustable feet	4 adjustable feet
Exterior Finish		Stainless steel	Stainless steel	Stainless steel	Stainless steel	Stainless steel
Interior Finish		Stainless steel / Glass	Stainless steel / Glass	Stainless steel / Glass	Stainless steel / Glass	Stainless steel / Glass
Thermometer		Yes	Yes	Yes	Yes	Yes
Type of Controller		Electronic	Electronic	Electronic	Electronic	Electronic
Noise Level	db(A)	55	55	55	55	55
Type of Cooling		Ventilated	Ventilated	Ventilated	Ventilated	Ventilated
Type of Defrost		Automatic	Automatic	Automatic	Automatic	Automatic
Refrigerant		R452	R452	R452	R452	R452
Refrigerant Charge	g	640	1190	1190	1500	590
Input Power	W	950	1300	1200	1550	1240
Voltage / Frequency	V/Hz	220-240/50	220-240/50	220-240/50	220-240/50	220-240/50
Energy Consumption	kWh/24h	20,5	23,9	25,9	30,8	20
Internal Dimension (WxDxH)	mm	900 x 444 x 1355	900 x 444 x 1355	1250 x 444 x 1355	1800 x 444 x 1355	600 x 444 x 1355
External Dimension (WxDxH)	mm	985 x 737 x 1985	985 x 737 x 1985	1335 x 737 x 1985	1885 x 737 x 1985	685 x 727 x 1985
Packed Dimension (WxDxH)	mm	1050 x 760 x 2120	1050 x 760 x 2120	1400 x 760 x 2120	1920 x 760 x 2120	750 x 760 x 2120
40ft Container Load	pcs	33	33	25	18	48



COOLERS

Open Front Coolers



MD1100-SLIM

Open Front Cooler


- Slim model - only 580 mm depth
- White finish
- Adjustable shelves with tilting function
- Shelf stopper for tilting is accessory
- Temperature range 2-8°C
- LED interior light with switch
- Digital controller and temperature display
- Night blind / Curtain with soft release



Soft release night blind /
curtain



Adjustable shelves with tilting
function



MD600-SLIM Open Front Cooler

- Slim model - only 580 mm depth
- White finish
- Adjustable shelves with tilting function
- Shelf stopper for tilting is accessory
- Temperature range 2-8°C
- LED interior light with switch
- Digital controller and temperature display
- Night blind / Curtain with soft release



MD900-SLIM Open Front Cooler

- Slim model - only 580 mm depth
- White finish
- Adjustable shelves with tilting function
- Shelf stopper for tilting is accessory
- Temperature range 2-8°C
- LED interior light with switch
- Digital controller and temperature display
- Night blind / Curtain with soft release

MODEL		MD1100-SLIM	MD600-SLIM	MD900-SLIM
Gross / Net Volume	l	615 / 418	335 / 226	503 / 342
Gross / Net Weight	kg	179 / 158	133 / 124	165 / 152
Climate Class		3	3	3
Temperature Range	°C	2 to 8	2 to 8	2 to 8
Shelves Number & Type		4 white coated tilting	4 white coated tilting	4 white coated tilting
Interior Light		LED	LED	LED
Feet / Legs		4 adjustable feet	4 adjustable feet	4 adjustable feet
Exterior Finish		White	White	White
Interior Finish		White / Glass	White / Glass	White / Glass
Thermometer		Yes	Yes	Yes
Type of Controller		Electronic	Electronic	Electronic
Noise Level	db(A)	55	55	55
Type of Cooling		Ventilated	Ventilated	Ventilated
Type of Defrost		Automatic	Automatic	Automatic
Refrigerant		R452	R452	R452
Refrigerant Charge	g	1190	590	640
Input Power	W	1040	870	940
Voltage / Frequency	V/Hz	220-240/50	220-240/50	220-240/50
Energy Consumption	kWh/24h	19,9	15,7	19,8
Internal Dimension (WxDxH)	mm	1100 x 517 x 1347	600 x 517 x 1347	900 x 517 x 1347
External Dimension (WxDxH)	mm	1170 x 580 x 2005	670 x 580 x 2005	970 x 580 x 2005
Packed Dimension (WxDxH)	mm	1240 x 665 x 2140	740 x 665 x 2140	1040 x 665 x 2140
40ft Container Load	pcs	28	54	36



COOLERS

Open Front Coolers



MD1100X-SLIM

Open Front Cooler


- Slim model - only 580 mm depth
- Stainless steel finish
- Adjustable shelves with tilting function
- Shelf stopper for tilting is accessory
- Temperature range 2-8°C
- LED interior light with switch
- Digital controller and temperature display
- Night blind / Curtain with soft release



Soft release night blind /
curtain




Adjustable shelves with tilting
function



MD600X-SLIM Open Front Cooler

- Slim model - only 580 mm depth
- Stainless steel finish
- Adjustable shelves with tilting function
- Shelf stopper for tilting is accessory
- Temperature range 2-8°C
- LED interior light with switch
- Digital controller and temperature display
- Night blind / Curtain with soft release



MD900X-SLIM Open Front Cooler

- Slim model - only 580 mm depth
- Stainless steel finish
- Adjustable shelves with tilting function
- Shelf stopper for tilting is accessory
- Temperature range 2-8°C
- LED interior light with switch
- Digital controller and temperature display
- Night blind / Curtain with soft release

MODEL		MD1100X-SLIM	MD600X-SLIM	MD900X-SLIM
Gross / Net Volume	l	615 / 418	335 / 226	503 / 342
Gross / Net Weight	kg	179 / 158	133 / 124	165 / 152
Climate Class		3	3	3
Temperature Range	°C	2 to 8	2 to 8	2 to 8
Shelves Number & Type		4 SS304 tilting	4 SS304 tilting	4 SS304 tilting
Interior Light		LED	LED	LED
Feet / Legs		4 adjustable feet	4 adjustable feet	4 adjustable feet
Exterior Finish		Stainless steel	Stainless steel	Stainless steel
Interior Finish		Stainless steel / Glass	Stainless steel / Glass	Stainless steel / Glass
Thermometer		Yes	Yes	Yes
Type of Controller		Electronic	Electronic	Electronic
Noise Level	db(A)	55	55	55
Type of Cooling		Ventilated	Ventilated	Ventilated
Type of Defrost		Automatic	Automatic	Automatic
Refrigerant		R452	R452	R452
Refrigerant Charge	g	1190	590	640
Input Power	W	1040	870	940
Voltage / Frequency	V/Hz	220-240/50	220-240/50	220-240/50
Energy Consumption	kWh/24h	19,9	15,7	19,8
Internal Dimension (WxDxH)	mm	1100 x 517 x 1347	600 x 517 x 1347	900 x 517 x 1347
External Dimension (WxDxH)	mm	1170 x 580 x 2005	670 x 580 x 2005	970 x 580 x 2005
Packed Dimension (WxDxH)	mm	1240 x 665 x 2140	740 x 665 x 2140	1040 x 665 x 2140
40ft Container Load	pcs	28	54	36



Multidecks

DID YOU KNOW?

Multidecks with glass doors help save app. 50% on energy consumption compared to open front multidecks. And they have 30% more shelf space.



MDS1900-P

Multideck


- Premium design
- Generous display space
- Glass doors help save energy
- Self-closing sliding glass doors
- Adjustable shelves with tilting function
- Shelf stopper for tilting is accessory
- Ventilated cooling
- Digital controller and temperature display



Lock



Adjustable shelves with tilting function



MDS1000-P

Multideck

- Premium design
- Generous display space
- Glass doors help save energy
- Self-closing sliding glass doors
- Adjustable shelves with tilting function
- Shelf stopper for tilting is accessory
- Ventilated cooling
- Digital controller and temperature display



MDS1400-P

Multideck

- Premium design
- Generous display space
- Glass doors help save energy
- Self-closing sliding glass doors
- Adjustable shelves with tilting function
- Shelf stopper for tilting is accessory
- Ventilated cooling
- Digital controller and temperature display

MODEL		MDS1000-P	MDS1400-P	MDS1900-P
Gross / Net Volume	l	685 / 601	940 / 825	1340 / 1180
Gross / Net Weight	kg	226 / 216	275 / 247	346 / 327
Climate Class		3	3	3
Temperature Range	°C	0 to 8	0 to 8	0 to 8
Door Number & Type		2 self-closing sliding glass doors	2 self-closing sliding glass doors	2 self-closing sliding glass doors
Shelves Number & Type		4 white coated tilting	4 white coated tilting	4 white coated tilting
Interior Light		LED	LED	LED
Feet / Legs		4 adjustable feet	4 adjustable feet	4 adjustable feet
Exterior Finish		Grey, RAL9006	Grey, RAL9006	Grey, RAL9006
Interior Finish		White / Glass	White / Glass	White / Glass
Lock		Yes	Yes	Yes
Thermometer		Yes	Yes	Yes
Type of Controller		Electronic	Electronic	Electronic
Noise Level	db(A)	55	55	55
Type of Cooling		Ventilated	Ventilated	Ventilated
Type of Defrost		Automatic	Automatic	Automatic
Refrigerant		R290	R290	R290
Refrigerant Charge	g	125	140	220
Input Power	W	750	930	1200
Voltage / Frequency	V/Hz	220-240/50	220-240/50	220-240/50
Energy Consumption	kWh/24h	6,9	10,5	14,5
Internal Dimension (WxDxH)	mm	945 x 480 x 1380	1295 x 480 x 1380	1845 x 480 x 1380
External Dimension (WxDxH)	mm	985 x 737 x 1987	1335 x 737 x 1987	1885 x 737 x 1987
Packed Dimension (WxDxH)	mm	1090 x 760 x 2150	1440 x 760 x 2150	1990 x 760 x 2150
40ft Container Load	pcs	33	25	18



TEFCOLD TFW365-2F

Wine cooler with 2 temperature zones.
Elegant and frameless wine cooler for all types of wine.




COOLERS



ECO-FRIENDLY
REFRIGERANT R600a

Wine Coolers



Strong handle



Presentation shelves available
as option



75 cl
155

TFW365-2F

Wine Cooler

- Frameless glass door
- Curved stainless steel handle
- 2 temperature zones
- LED interior light
- Wooden shelves
- Reversible door
- Tinted glass door for protection of wine

D

DID YOU KNOW?

Our wine coolers range also offers cabinets with two temperature zones for storing different types of wine at the same time.



TFW160-2F

Wine Cooler

- Frameless glass door
- Curved stainless steel handle
- 2 temperature zones
- LED interior light
- Wooden shelves
- Reversible door
- Tinted glass door for protection of wine

B



TFW265-2F

Wine Cooler

- Frameless glass door
- Curved stainless steel handle
- 2 temperature zones
- LED interior light
- Wooden shelves
- Reversible door
- Tinted glass door for protection of wine

C

MODEL		TFW160-2F	TFW160F	TFW265-2F	TFW365-2F	TFW375F
Wine Bottles 750 ml	pcs	38	45	110	155	168
Gross / Net Volume	l	155 / 131	155 / 141	270 / 250	370 / 350	370 / 350
Gross / Net Weight	kg	49 / 48	49 / 48	95 / 83	112 / 108	112 / 108
Climate Class		4	4	4	4	4
Temperature Range	°C	5 to 10	5 to 18	5 to 10	5 to 10	5 to 18
Temperature Range 2	°C	10 to 18	-	10 to 18	10 to 18	-
Door Number & Type		1 hinged frameless door	1 hinged frameless door	1 hinged frameless door	1 hinged frameless door	1 hinged frameless door
Reversible door		Yes	No	Yes	Yes	Yes
Shelves Number & Type		6 wooden wine shelves	4 wooden wine shelves	10 wooden wine shelves	14 wooden wine shelves	15 wooden wine shelves
Interior Light		LED	LED	LED	LED	LED
Feet / Legs		4 adjustable feet	4 adjustable feet	4 adjustable feet	4 adjustable feet	4 adjustable feet
Exterior Finish		Black	Black	Black	Black	Black
Interior Finish		Black ABS	Black ABS	Black ABS	Black ABS	Black ABS
Lock		No	No	No	No	No
Thermometer		Yes	Yes	Yes	Yes	Yes
Type of Controller		Electronic	Electronic	Electronic	Electronic	Electronic
Noise Level	db(A)	40	40	40	40	40
Type of Cooling		Fan assisted	Fan assisted	Fan assisted	Fan assisted	Fan assisted
Type of Defrost		Automatic	Automatic	Automatic	Automatic	Automatic
Refrigerant		R600a	R600a	R600a	R600a	R600a
Refrigerant Charge	g	35	35	60	60	60
Input Power	W	160	160	155	220	220
Voltage / Frequency	V/Hz	220-240/50	220-240/50	220-240/50	220-240/50	220-240/50
Energy Consumption	kWh/24h	0,54	0,4	0,76	0,92	0,92
Energy Classification		B	A	C	D	D
Internal Dimension (WxDxH)	mm	520 x 445 x 605	520 x 445 x 605	510 x 540 x 1130	510 x 540 x 1500	510 x 540 x 1500
External Dimension (WxDxH)	mm	595 x 570 x 820	595 x 570 x 820	595 x 677 x 1390	595 x 680 x 1760	595 x 680 x 1760
Packed Dimension (WxDxH)	mm	670 x 670 x 880	670 x 670 x 880	650 x 750 x 1590	650 x 760 x 2000	650 x 760 x 2000
40ft Container Load	pcs	108	108	54	54	54



COOLERS



ECO-FRIENDLY
REFRIGERANT R600a

Wine Coolers



Wooden drawing shelves



Presentation shelves available
as option



155

TFW365-2S

Wine Cooler

- Hinged glass door
- 2 temperature zones
- LED interior light
- Wooden shelves
- Stainless steel door frame and handle
- Tinted glass door for protection of wine
- Reversible door
- Adjustable feet

D

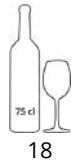


TFW160S
Wine Cooler

45

- Hinged glass door
- 1 temperature zone
- Wooden shelves
- Stainless steel door frame and handle
- Tinted glass door for protection of wine

A



TFW80S
Wine Cooler

18

- Hinged glass door
- 1 temperature zone
- Wooden shelves
- Stainless steel door frame and handle
- Reversible door

A

MODEL		TFW160-2S	TFW160S	TFW365-2S	TFW375S	TFW80S
Wine Bottles 750 ml	pcs	38	45	155	168	18
Gross / Net Volume	l	155 / 131	155 / 141	370 / 350	370 / 350	80 / 57
Gross / Net Weight	kg	49 / 48	49 / 48	112 / 108	112 / 108	31 / 29
Climate Class		4	4	4	4	4
Temperature Range	°C	5 to 10	5 to 18	5 to 10	5 to 18	5 to 18
Temperature Range 2	°C	10 to 18	-	10 to 18	-	-
Door Number & Type		1 hinged glass door	1 hinged glass door	1 hinged glass door	1 hinged glass door	1 hinged glass door
Reversible door		Yes	Yes	Yes	Yes	Yes
Shelves Number & Type		6 wooden wine shelves	4 wooden wine shelves	14 wooden wine shelves	15 wooden wine shelves	6 wooden wine shelves
Interior Light		LED	LED	LED	LED	LED
Feet / Legs		4 adjustable feet	4 adjustable feet	4 adjustable feet	4 adjustable feet	4 adjustable feet
Exterior Finish		Black	Black	Black	Black	Black
Interior Finish		Black ABS	Black ABS	Black ABS	Black ABS	Black ABS
Lock		No	No	Yes	Yes	No
Thermometer		Yes	Yes	Yes	Yes	Yes
Type of Controller		Electronic	Electronic	Electronic	Electronic	Electronic
Noise Level	db(A)	40	40	40	40	40
Type of Cooling		Fan assisted	Fan assisted	Fan assisted	Fan assisted	Fan assisted
Type of Defrost		Automatic	Automatic	Automatic	Automatic	Automatic
Refrigerant		R600a	R600a	R600a	R600a	R600a
Refrigerant Charge	g	35	35	60	60	25
Input Power	W	160	160	220	220	90
Voltage / Frequency	V/Hz	220-240/50	220-240/50	220-240/50	220-240/50	220-240/50
Energy Consumption	kWh/24h	0,54	0,4	0,92	0,92	0,38
Energy Classification		B	A	D	D	A
Internal Dimension (WxDxH)	mm	520 x 445 x 605	520 x 445 x 605	510 x 540 x 1500	510 x 540 x 1500	227 x 492 x 658
External Dimension (WxDxH)	mm	595 x 570 x 820	595 x 570 x 820	595 x 680 x 1760	595 x 680 x 1760	295 x 570 x 860
Packed Dimension (WxDxH)	mm	670 x 670 x 880	670 x 670 x 880	650 x 760 x 2000	650 x 760 x 2000	340 x 650 x 920
40ft Container Load	pcs	108	108	54	54	216



COOLERS



ECO-FRIENDLY
REFRIGERANT R600a

Wine Coolers



Integrated handle



Lock



155

TFW365-2

Wine Cooler

- Hinged glass door with black door frame
- 2 temperature zones
- LED interior light
- Wooden shelves
- Tinted glass door for protection of wine
- Reversible door
- Adjustable feet

D



168

TFW375

Wine Cooler

- Hinged glass door with black door frame
- 1 temperature zone
- LED interior light
- Wooden shelves
- Tinted glass door for protection of wine
- Reversible door
- Adjustable feet

D

MODEL		TFW365-2	TFW375
Wine Bottles 750 ml	pcs	155	168
Gross / Net Volume	l	370 / 350	370 / 350
Gross / Net Weight	kg	112 / 108	112 / 108
Climate Class		4	4
Temperature Range	°C	5 to 10	5 to 18
Temperature Range 2	°C	10 to 18	-
Door Number & Type		1 hinged glass door	1 hinged glass door
Reversible door		Yes	Yes
Shelves Number & Type		14 wooden wine shelves	15 wooden wine shelves
Interior Light		LED	LED
Feet / Legs		4 adjustable feet	4 adjustable feet
Exterior Finish		Black	Black
Interior Finish		Black ABS	Black ABS
Lock		Yes	Yes
Thermometer		Yes	Yes
Type of Controller		Electronic	Electronic
Noise Level	db(A)	40	40
Type of Cooling		Fan assisted	Fan assisted
Type of Defrost		Automatic	Automatic
Refrigerant		R600a	R600a
Refrigerant Charge	g	60	60
Input Power	W	220	220
Voltage / Frequency	V/Hz	220-240/50	220-240/50
Energy Consumption	kWh/24h	0,92	0,92
Energy Classification		D	D
Internal Dimension (WxDxH)	mm	510 x 540 x 1500	510 x 540 x 1500
External Dimension (WxDxH)	mm	595 x 680 x 1760	595 x 680 x 1760
Packed Dimension (WxDxH)	mm	650 x 760 x 2000	650 x 760 x 2000
40ft Container Load	pcs	54	54



COOLERS



ECO-FRIENDLY
REFRIGERANT R600a

Wine Coolers



Adjustable shelves



Presentation shelves available
as option



118

CPP1380-I

Wine Cooler

- Reversible solid door
- 1 temperature zone
- Adjustable shelves
- Black interior and exterior
- Adjustable feet



118

CPV1380-I

Wine Cooler

- Hinged glass door
- 1 temperature zone
- LED light
- Adjustable shelves
- Tinted glass door for protection of wine
- Reversible door
- Black interior and exterior
- Adjustable feet



22

SC85-I BLACK

Wine Cooler

- Hinged glass door
- LED interior light
- Curved reversible tinted glass door
- Chromium wine shelves
- Black interior and exterior
- Adjustable feet

MODEL		CPP1380-I	CPV1380-I	SC85-I BLACK
Wine Bottles 750 ml	pcs	118	118	22
Gross / Net Volume	l	372 / 350	372 / 350	92 / 85
Gross / Net Weight	kg	79 / 72	83 / 78	38 / 33
Climate Class		4	4	4
Temperature Range	°C	6 to 18	6 to 18	2 to 10
Door Number & Type		1 hinged solid doors	1 hinged glass door	1 hinged tinted curved glass
Reversible door		Yes	Yes	Yes
Shelves Number & Type		6 wooden wine shelves	6 wooden wine shelves	4 wire wine shelves
Shelf Dimensions		490 x 360 mm	490 x 360 mm	
Interior Light		No	LED	LED
Feet / Legs		2 adjustable feet	2 adjustable feet	4 adjustable feet
Castors		2 rollers	2 rollers	
Exterior Finish		Black	Black	Black
Interior Finish		Black ABS	Black ABS	Black ABS
Lock		Yes	Yes	Yes
Thermometer		Yes	Yes	No
Type of Controller		Mechanical	Mechanical	Mechanical
Noise Level	db(A)	42	42	40
Type of Cooling		Static	Static	Static
Type of Defrost		Automatic	Automatic	Automatic
Refrigerant		R600a	R600a	R600a
Refrigerant Charge	g	70	70	28
Input Power	W	180	180	165
Voltage / Frequency	V/Hz	220-240/50	220-240/50	220-240/50
Energy Consumption	kWh/24h	0,8	0,86	0,66
Internal Dimension (WxDxH)	mm	470 x 440 x 1555	470 x 440 x 1555	410 x 415 x 630
External Dimension (WxDxH)	mm	595 x 640 x 1840	595 x 640 x 1840	503 x 567 x 775
Packed Dimension (WxDxH)	mm	680 x 710 x 1940	680 x 710 x 1940	570 x 610 x 810
40ft Container Load	pcs	54	54	228




COOLERS



ECO-FRIENDLY
REFRIGERANT R600a

Wine Dispensers



2 taps



Adjustable shelves

DKS95-2/20L-I

Wine Dispenser

- Reversible solid door
- For BiB wine 2x20 l.
- Stainless steel interior
- Stainless steel shelves
- Taps for both serving in wine glass and decanter
- Bordeaux exterior
- Adjustable feet



DKS95-3/10L-I Wine Dispenser

- Reversible solid door
- For BiB wine 3x10 l.
- Stainless steel interior
- Stainless steel shelves
- Taps for both serving in wine glass and decanter
- Bordeaux exterior
- Adjustable feet

MODEL	DKS95-2/20L-I	DKS95-3/10L-I
10 l BIB	pcs	3
20 l BIB	pcs	2
Gross / Net Volume	l 112 / 102	90 / 80
Gross / Net Weight	kg 44 / 40	40 / 36
Climate Class	4	4
Temperature Range	°C 3 to 9	3 to 9
Door Number & Type	1 hinged solid doors	1 hinged solid doors
Reversible door	No	No
Shelves Number & Type	2 SS304 shelves	3 SS304 shelves
Shelf Dimensions	290 x 430 mm	250 x 350 mm
Interior Light	No	No
Feet / Legs	4 adjustable feet	4 adjustable feet
Exterior Finish	Red RAL3005	Red RAL3005
Interior Finish	SS304	SS304
Lock	No	No
Thermometer	No	No
Type of Controller	Mechanical 3-9 °C	Mechanical 3-9 °C
Noise Level	db(A) 40	40
Type of Cooling	Static	Static
Type of Defrost	Automatic	Automatic
Refrigerant	R600a	R600a
Refrigerant Charge	g 30	30
Input Power	W 80	80
Voltage / Frequency	V/Hz 220-240/50	220-240/50
Energy Consumption	kWh/24h 0,7	0,7
Internal Dimension (WxDxH)	mm 295 x 495 x 805	255 x 415 x 825
External Dimension (WxDxH)	mm 392 x 595 x 1120	350 x 455 x 1145
Packed Dimension (WxDxH)	mm 430 x 660 x 1180	400 x 600 x 1200
40ft Container Load	pcs 180	240



MINIBARS

Minibar Coolers - Absorbtion Coolers

TEFCOLD minibars are ideal for hotels and conferences. They can be fully integrated and come with solid or glass doors and in a range of sizes.

All models feature key locks and internal LED lights.

An absorption minibar uses a single heating element and three fluids to drive the cooling system, making them extremely reliable and energy-efficient.

The compressor is quiet and eco-friendly. The system is maintenance-free and has a long service life.



TEFCOLD TM42G

Silent minibar with absorption cooling and reversible glass door.
When even a small product selection should to be elegant presented.



COOLERS



ECO-FRIENDLY
REFRIGERANT NH3

Minibars

DID YOU KNOW?

An absorption minibar uses a single heating element and three operating fluids to power the cooling system. This is highly reliable, silent and energy efficient.



TM52G

Minibar Cooler

- Reversible glass door
- Flat integrated evaporator
- Extra storage space
- LED interior light
- Silent operation
- Low energy consumption
- Adjustable shelves
- Lock



Integrated evaporator



LED light



TM32G

Minibar Cooler

- Reversible glass door
- Flat integrated evaporator
- Extra storage space
- LED interior light
- Silent operation
- Low energy consumption
- Adjustable shelves
- Lock



TM42G

Minibar Cooler

- Reversible glass door
- Flat integrated evaporator
- Extra storage space
- LED interior light
- Silent operation
- Low energy consumption
- Adjustable shelves
- Lock

MODEL		TM32G	TM42G	TM52G
Gross / Net Volume	l	29 / 27	36 / 34	45 / 42
Gross / Net Weight	kg	17 / 13.5	22 / 17	24 / 19
Climate Class		4	4	4
Temperature Range	°C	5 to 12	5 to 12	5 to 12
Door Number & Type		1 hinged glass door	1 hinged glass door	1 hinged glass door
Reversible door		Yes	Yes	Yes
Shelves Number & Type		1 wire shelves grey	2 wire shelves grey	2 wire shelves grey
Interior Light		LED	LED	LED
Feet / Legs		4 adjustable feet	4 adjustable feet	4 adjustable feet
Exterior Finish		Black	Black	Black
Interior Finish		ABS, RAL7005	ABS, RAL7005	ABS, RAL7005
Lock		Yes	Yes	Yes
Type of Controller		Electronic	Electronic	Electronic
Noise Level	db(A)	0	0	0
Type of Cooling		Absorbtion	Absorbtion	Absorbtion
Type of Defrost		Automatic	Automatic	Automatic
Refrigerant		NH3	NH3	NH3
Refrigerant Charge	g	70	72	80
Input Power	W	65	65	90
Voltage / Frequency	V/Hz	220-240/50-60	220-240/50-60	220-240/50-60
Energy Consumption	kWh/24h	0,75	0,9	1
Internal Dimension (WxDxH)	mm	316 x 215 x 400	316 x 245 x 459	316 x 245 x 569
External Dimension (WxDxH)	mm	402 x 406 x 500	402 x 450 x 560	402 x 450 x 670
Packed Dimension (WxDxH)	mm	450 x 460 x 530	450 x 480 x 600	450 x 480 x 710
40ft Container Load	pcs	384	360	360



COOLERS



ECO-FRIENDLY
REFRIGERANT NH3

Minibars



TM52

Minibar Cooler

- Reversible solid door
- Flat integrated evaporator
- Extra storage space
- LED interior light
- Silent operation
- Low energy consumption
- Adjustable shelves
- Lock



Integrated evaporator



LED light



TM32 Minibar Cooler

- Reversible solid door
- Flat integrated evaporator
- Extra storage space
- LED interior light
- Silent operation
- Low energy consumption
- Adjustable shelves
- Lock



TM42 Minibar Cooler

- Reversible solid door
- Flat integrated evaporator
- Extra storage space
- LED interior light
- Silent operation
- Low energy consumption
- Adjustable shelves
- Lock

MODEL		TM32	TM42	TM52
Gross / Net Volume	l	29 / 27	36 / 34	45 / 42
Gross / Net Weight	kg	17 / 13.5	18.5 / 14.5	21 / 16
Climate Class		4	4	4
Temperature Range	°C	2 to 12	2 to 12	2 to 12
Door Number & Type		1 hinged solid door	1 hinged solid door	1 hinged solid door
Reversible door		Yes	Yes	Yes
Shelves Number & Type		1 wire shelves grey	2 wire shelves grey	2 wire shelves grey
Interior Light		LED	LED	LED
Feet / Legs		4 adjustable feet	4 adjustable feet	4 adjustable feet
Exterior Finish		Black	Black	Black
Interior Finish		ABS, RAL7005	ABS, RAL7005	ABS, RAL7005
Lock		Yes	Yes	Yes
Type of Controller		Electronic	Electronic	Electronic
Noise Level	db(A)	0	0	0
Type of Cooling		Absorbtion	Absorbtion	Absorbtion
Type of Defrost		Automatic	Automatic	Automatic
Refrigerant		NH3	NH3	NH3
Refrigerant Charge	g	70	72	80
Input Power	W	65	65	90
Voltage / Frequency	V/Hz	220-240/50-60	220-240/50-60	220-240/50-60
Energy Consumption	kWh/24h	0,75	0,8	0,91
Internal Dimension (WxDxH)	mm	316 x 215 x 400	316 x 245 x 459	316 x 245 x 569
External Dimension (WxDxH)	mm	402 x 406 x 500	402 x 450 x 560	402 x 450 x 670
Packed Dimension (WxDxH)	mm	450 x 460 x 530	450 x 480 x 600	450 x 480 x 710
40ft Container Load	pcs	384	360	360



STORAGE COOLERS

Storage Coolers - Upright Coolers

The TEFCOLD upright storage cooler range goes from under-counter models to full-height refrigerators. They come in stainless steel or white-painted finishes, with solid or glass doors and with many other features.

We have storage coolers in a wide range of sizes and for any requirement.

The UR model is often used with its matching freezer (UF). The UR and UF models look great together, regardless of size or finish. UR models feature electronic thermostat.

The SD and SDU models are a little narrower, with a mechanical thermostat. They use a little more electricity than the UR models, but are a less-expensive alternative.



TEFCOLD UR400S-I

Storage cooler with reversible solid door and stainless steel cabinet.
Solid and elegant backroom storage for any business.



COOLERS



ECO-FRIENDLY
REFRIGERANT R600a

Storage Coolers



Internal fan



Strong handle

DID YOU KNOW?

Our focus has been on eco-friendly equipment for many years. We use eco-friendly refrigerants and have already designed our products according to the 2022 regulations.

UR400-I

Upright Cooler

- Reversible solid door
- Electronic thermostat
- Fan assisted cooling
- Lock
- Adjustable shelves
- Adjustable feet

C



UR200-I

Upright Cooler

- Reversible solid door
- Electronic thermostat
- Fan assisted cooling
- Lock
- Adjustable shelves
- Adjustable feet

A



UR200S-I

Upright Cooler

- Reversible solid door
- Electronic thermostat
- Fan assisted cooling
- Lock
- Stainless steel cabinet
- Adjustable shelves
- Adjustable feet

A

MODEL		UR200-I	UR200S-I	UR400-I	UR400S-I
Gross / Net Volume	l	130 / 119	130 / 119	374 / 350	374 / 350
Gross / Net Weight	kg	52 / 44	52 / 44	85 / 80	85 / 80
Net Volume Energy Rating	l	78	78	265	265
Climate Class		4	4	4	4
Temperature Range	°C	2 to 10	2 to 10	2 to 10	2 to 10
Door Number & Type		1 hinged solid doors	1 hinged solid doors	1 hinged solid door	1 hinged solid door
Reversible door		Yes	Yes	Yes	Yes
Shelves Number & Type		3 wire shelves white	3 wire shelves white	4 wire shelves white	4 wire shelves white
Shelf Dimensions		505 x 415 mm	505 x 415 mm	505 x 415 mm	505 x 415 mm
Interior Light		No	No	No	No
Feet / Legs		4 adjustable feet	4 adjustable feet	4 adjustable feet	4 adjustable feet
Exterior Finish		White	SS430	White	SS430
Interior Finish		ABS	ABS	White ABS	White ABS
Lock		Yes	Yes	Yes	Yes
Thermometer		Yes	Yes	Yes	Yes
Type of Controller		Electronic	Electronic	Electronic	Electronic
Noise Level	db(A)	40	40	40	40
Type of Cooling		Fan assisted	Fan assisted	Fan assisted	Fan assisted
Type of Defrost		Automatic	Automatic	Automatic	Automatic
Refrigerant		R600a	R600a	R600a	R600a
Refrigerant Charge	g	35	35	75	170
Input Power	W	100	100	130	130
Voltage / Frequency	V/Hz	220-240/50	220-240/50	220-240/50	220-240/50
Energy Consumption	kWh/24h	1,12	1,12	1,31	1,31
Energy Classification		A	A	C	C
Internal Dimension (WxDxH)	mm	510 x 485 x 620	510 x 485 x 620	510 x 485 x 1620	510 x 485 x 1620
External Dimension (WxDxH)	mm	600 x 600 x 850	600 x 600 x 850	600 x 600 x 1850	600 x 600 x 1850
Packed Dimension (WxDxH)	mm	690 x 650 x 910	690 x 650 x 910	690 x 650 x 2050	690 x 560 x 2050
40ft Container Load	pcs	108	108	54	54



COOLERS



ECO-FRIENDLY
REFRIGERANT R600a

Storage Coolers



Lock



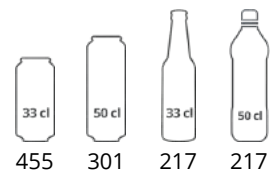
Strong handle

SD1380-I

Storage Cooler

- Reversible solid door
- Fan assisted cooling
- Adjustable shelves
- Adjustable feet

D





SD1220-I

Storage Cooler

- Reversible solid door
- Fan assisted cooling
- Adjustable shelves
- Adjustable feet

E

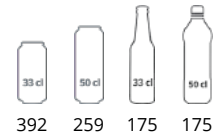


SD1280-I

Storage Cooler

- Reversible solid door
- Fan assisted cooling
- Adjustable shelves
- Adjustable feet

D



MODEL		SD1220-I	SD1280-I	SD1380-I
Cans 330 ml	pcs	301	392	455
Cans 500 ml	pcs	175	259	301
Bottles 330 ml	pcs	133	175	217
Bottles 500 ml PET	pcs	133	175	217
Gross / Net Volume	l	215 / 190	290 / 260	372 / 345
Gross / Net Weight	kg	67 / 63	68 / 60	73 / 65
Net Volume Energy Rating	l	133	186	222
Climate Class		4	4	4
Temperature Range	°C	2 to 10	2 to 10	2 to 10
Door Number & Type		1 hinged solid doors	1 hinged solid doors	1 hinged solid doors
Reversible door		Yes	Yes	Yes
Shelves Number & Type		3 wire shelves white	4 wire shelves white	5 wire shelves white
Shelf Dimensions		490 x 360 mm	490 x 360 mm	490 x 360 mm
Interior Light		No	No	No
Feet / Legs		2 adjustable feet	2 adjustable feet	2 adjustable feet
Castors		2 rollers	2 rollers	2 rollers
Exterior Finish		White	White	White
Interior Finish		ABS	ABS	ABS
Lock		Yes	Yes	Yes
Thermometer		Yes	Yes	Yes
Type of Controller		Mechanical	Mechanical	Mechanical
Noise Level	db(A)	45	45	45
Type of Cooling		Fan assisted	Fan assisted	Fan assisted
Type of Defrost		Automatic	Automatic	Automatic
Refrigerant		R600a	R600a	R600a
Refrigerant Charge	g	70	70	80
Input Power	W	197	197	215
Voltage / Frequency	V/Hz	220-240/50	220-240/50	220-240/50
Energy Consumption	kWh/24h	1,88	1,5	1,8
Energy Classification		E	D	D
Internal Dimension (WxDxH)	mm	470 x 440 x 1027	470 x 440 x 1347	470 x 440 x 1555
External Dimension (WxDxH)	mm	595 x 640 x 1315	595 x 640 x 1635	595 x 640 x 1840
Packed Dimension (WxDxH)	mm	680 x 710 x 1410	680 x 710 x 1740	680 x 710 x 1940
40ft Container Load	pcs	54	54	54



COOLERS



ECO-FRIENDLY
REFRIGERANT R600a

Storage Coolers



Lock



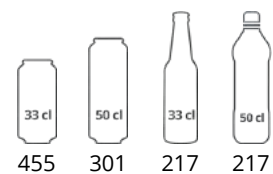
Strong handle

SDU1375-I

Storage Cooler

- Reversible solid door
- Fan assisted cooling
- Adjustable shelves
- Adjustable feet

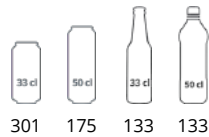
D





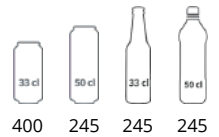
SDU1220-I Storage Cooler

- Reversible solid door
- Fan assisted cooling
- Adjustable shelves
- Adjustable feet



USS300SD-I Chest Bottle Cooler

- Flat sliding solid lids
- Powder coated white steel inner liner
- Castors with brake
- Available with copper tubing



E

MODEL		SDU1220-I	SDU1280-I	SDU1375-I	USS300SD-I
Cans 330 ml	pcs	301	392	455	400
Cans 500 ml	pcs	175	259	301	245
Bottles 330 ml	pcs	133	175	217	245
Bottles 500 ml PET	pcs	133	175	217	245
Gross / Net Volume	l	215 / 190	290 / 260	372 / 345	296 / 261
Gross / Net Weight	kg	67 / 63	68 / 60	73 / 65	66 / 61
Net Volume Energy Rating	l	133	186	222	
Climate Class		4	4	4	4
Temperature Range	°C	2 to 10	2 to 10	2 to 10	1 to 10
Door Number & Type		1 hinged solid doors	1 hinged solid doors	1 hinged solid door	
Reversible door		Yes	Yes	Yes	-
Lid Number & Type					2 solid sliding lids
Shelves Number & Type		3 wire shelves white	4 wire shelves white	5 wire shelves white	
Shelf Dimensions		490 x 360 mm	490 x 360 mm	490 x 360 mm	-
Interior Light		No	No	No	No
Feet / Legs		2 adjustable feet	2 adjustable feet	2 adjustable feet	-
Castors		2 rollers	2 rollers	2 rollers	4 wheels, 2 with brake
Exterior Finish		White	White	White	White
Interior Finish		ABS	ABS	ABS	Coated steel
Lock		Yes	Yes	Yes	Yes
Thermometer		Yes	Yes	Yes	No
Type of Controller		Mechanical	Mechanical	Mechanical	Mechanical
Noise Level	db(A)	45	45	45	44
Type of Cooling		Fan assisted	Fan assisted	Fan assisted	Static
Type of Defrost		Automatic	Automatic	Automatic	Manual
Refrigerant		R600a	R600a	R600a	R600a
Refrigerant Charge	g	70	70	80	60
Input Power	W	197	197	215	260
Voltage / Frequency	V/Hz	220-240/50	220-240/50	220-240/50	220-240/50
Energy Consumption	kWh/24h	1,68	1,5	1,8	2
Energy Classification		E	D	D	-
Internal Dimension (WxDxH)	mm	470 x 440 x 1027	470 x 440 x 1347	470 x 440 x 1555	890 x 510 x 663
External Dimension (WxDxH)	mm	595 x 640 x 1315	595 x 640 x 1635	595 x 640 x 1840	1010 x 640 x 860
Packed Dimension (WxDxH)	mm	680 x 710 x 1410	680 x 710 x 1740	680 x 710 x 1940	1110 x 750 x 940
40ft Container Load	pcs	54	54	54	64



DISPLAY COUNTERS

Refrigerated Display Counters - Table Top Display Counters

TEFCOLD refrigerated display counters are fantastic for storing and displaying food products in delis, bakeries, gas stations, corner shops or cafés.

The LPD and LCT ranges are high-quality products, designed to optimise running costs and provide the perfect display.

The LPD range is a top-class counter with key features such as double-glazed glass, anti-mist front, LED lights under every shelf and white glass shelves. They are all available with curved or flat glass fronts.

LCT is a range of small countertop models, similar to the LPD range, also available with curved or flat glass fronts. However, they have chromed wire shelves and stainless steel finish.

UPD is a range of vertical refrigerated displays, also available in tall floor and countertop versions. They have the same features as the LPD and LCT models, but in a different, vertical design.



TEFCOLD LPD 900C-P/BLACK

Display counter in stainless steel with ventilated cooling.
The sliding doors gives easy access to the great displayed content.



COOLERS



ECO-FRIENDLY
REFRIGERANT R290

Display Counters - Curved



LPD1500C-P/BLACK

Refrigerated Display Counters

- Stainless steel and gloss black glass frame
- LED light under each shelf
- Adjustable shelves (one step)
- Double glazed glass / front anti mist
- Rear glass sliding doors
- Ventilated cooling
- Adjustable feet and castors
- Curved glass top / front



Pastry display



Sliding doors



LPD1200C-P/BLACK
Refrigerated Display Counters

- Stainless steel and gloss black glass frame
- LED light under each shelf
- Adjustable shelves (one step)
- Double glazed glass / front anti mist
- Rear glass sliding doors
- Ventilated cooling
- Adjustable feet and castors
- Curved glass top / front



LPD 900C-P/BLACK
Refrigerated Display Counters

- Stainless steel and gloss black glass frame
- LED light under each shelf
- Adjustable shelves (one step)
- Double glazed glass / front anti mist
- Rear glass sliding doors
- Ventilated cooling
- Adjustable feet and castors
- Curved glass top / front

MODEL		LPD 900C-P/BLACK	LPD1200C-P/BLACK	LPD1500C-P/BLACK
Gross / Net Volume	l	238 / 158	328 / 218	480 / 244
Gross / Net Weight	kg	235 / 204	309 / 269	315 / 275
Climate Class		3	3	3
Temperature Range	°C	2 to 8	2 to 8	2 to 8
Door Number & Type		2 sliding glass doors	2 sliding glass doors	2 sliding glass doors
Shelves Number & Type		4 glass shelves	4 glass shelves	4 glass shelves
Interior Light		LED	LED	LED
Feet / Legs		4 adjustable feet	4 adjustable feet	4 adjustable feet
Castors		4 castors	4 castors	4 castors
Exterior Finish		Stainless steel / Glass	Stainless steel / Glass	Stainless steel / Glass
Interior Finish		Stainless steel / Glass	Stainless steel / Glass	Stainless steel / Glass
Thermometer		Yes	Yes	Yes
Type of Controller		Electronic	Electronic	Electronic
Noise Level	db(A)	48	48	48
Type of Cooling		Ventilated	Ventilated	Ventilated
Type of Defrost		Automatic	Automatic	Automatic
Refrigerant		R290	R290	R290
Refrigerant Charge	g	110	130	140
Input Power	W	598	580	798
Voltage / Frequency	V/Hz	220-240/50	220-240/50	220-240/50
Energy Consumption	kWh/24h	5,3	7,07	8,2
Internal Dimension (WxDxH)	mm	840 x 510 x 820	1140 x 510 x 820	1440 x 510 x 820
External Dimension (WxDxH)	mm	905 x 750 x 1360	1205 x 750 x 1360	1505 x 750 x 1360
Packed Dimension (WxDxH)	mm	960 x 800 x 1480	1260 x 800 x 1480	1560 x 800 x 1480
40ft Container Load	pcs	28	23	15



COOLERS



ECO-FRIENDLY
REFRIGERANT R290

Display Counters - Flat



LPD1500F-P/BLACK

Refrigerated Display Counters

- Stainless steel and gloss black glass frame
- LED light under each shelf
- Adjustable shelves (one step)
- Double glazed glass / front anti mist
- Rear glass sliding doors
- Ventilated cooling
- Adjustable feet and castors
- Curved glass top / front



Pastry display



Sliding doors



LPD1200F-P/BLACK
Refrigerated Display Counters

- Stainless steel and gloss black glass frame
- LED light under each shelf
- Adjustable shelves (one step)
- Double glazed glass / front anti mist
- Rear glass sliding doors
- Ventilated cooling
- Adjustable feet and castors
- Curved glass top / front



LPD 900F-P/BLACK
Refrigerated Display Counters

- Stainless steel and gloss black glass frame
- LED light under each shelf
- Adjustable shelves (one step)
- Double glazed glass / front anti mist
- Rear glass sliding doors
- Ventilated cooling
- Adjustable feet and castors
- Curved glass top / front

MODEL		LPD 900F-P/BLACK	LPD1200F-P/BLACK	LPD1500F-P/BLACK
Gross / Net Volume	l	275 / 140	377 / 191	480 / 244
Gross / Net Weight	kg	232 / 201	273 / 232	310 / 262
Climate Class		3	3	3
Temperature Range	°C	2 to 8	2 to 8	2 to 8
Door Number & Type		2 sliding glass doors	2 sliding glass doors	2 sliding glass doors
Shelves Number & Type		3 glass shelves	3 glass shelves	3 glass shelves
Interior Light		LED	LED	LED
Feet / Legs		4 adjustable feet	4 adjustable feet	4 adjustable feet
Castors		4 castors	4 castors	4 castors
Exterior Finish		Stainless steel / Glass	Stainless steel / Glass	Stainless steel / Glass
Interior Finish		Stainless steel / Glass	Stainless steel / Glass	Stainless steel / Glass
Thermometer		Yes	Yes	Yes
Type of Controller		Electronic	Electronic	Electronic
Noise Level	db(A)	48	48	48
Type of Cooling		Ventilated	Ventilated	Ventilated
Type of Defrost		Automatic	Automatic	Automatic
Refrigerant		R290	R290	R290
Refrigerant Charge	g	110	130	140
Input Power	W	480	580	685
Voltage / Frequency	V/Hz	220-240/50	220-240/50	220-240/50
Energy Consumption	kWh/24h	5,77	7,21	8,37
Internal Dimension (WxDxH)	mm	840 x 510 x 670	1140 x 510 x 670	1440 x 510 x 670
External Dimension (WxDxH)	mm	905 x 745 x 1209	1205 x 745 x 1209	1505 x 745 x 1209
Packed Dimension (WxDxH)	mm	960 x 800 x 1320	1260 x 800 x 1320	1560 x 800 x 1320
40ft Container Load	pcs	56	46	30



COOLERS



ECO-FRIENDLY
REFRIGERANT R290

Display Counters - Table Top



LCT900C-P

Refrigerated Display Counters

- Stainless steel
- LED interior light
- Double glazed glass
- Rear glass sliding doors
- Ventilated cooling
- Adjustable feet
- Curved glass top / front



Pastry display



Sliding doors



LCT750C-P

Refrigerated Display Counters

- Stainless steel
- LED interior light
- Double glazed glass
- Rear glass sliding doors
- Ventilated cooling
- Adjustable feet
- Curved glass top / front

DID YOU KNOW?

We offer refrigerated display counters with both curved and flat glass front.

Available as floor models and tabletop models.

MODEL	LCT750C-P	LCT900C-P
Gross / Net Volume	l 100 / 60	130 / 78
Gross / Net Weight	kg 87 / 63	94 / 70
Climate Class	3	3
Temperature Range	°C 2 to 8	2 to 8
Door Number & Type	2 sliding glass doors	2 sliding glass doors
Shelves Number & Type	2 wire shelves chrome	2 wire shelves chrome
Interior Light	LED	LED
Feet / Legs	4 adjustable feet	4 adjustable feet
Exterior Finish	Stainless steel / Glass	Stainless steel / Glass
Interior Finish	Stainless steel / Glass	Stainless steel / Glass
Thermometer	Yes	Yes
Type of Controller	Electronic	Electronic
Noise Level	db(A) 48	48
Type of Cooling	Ventilated	Ventilated
Type of Defrost	Automatic	Automatic
Refrigerant	R290	R290
Refrigerant Charge	g 45	45
Input Power	W 242	242
Voltage / Frequency	V/Hz 220-240/50	220-240/50
Energy Consumption	kWh/24h 3,8	4,5
Internal Dimension (WxDxH)	mm 640 x 450 x 400	840 x 450 x 400
External Dimension (WxDxH)	mm 700 x 560 x 670	900 x 560 x 670
Packed Dimension (WxDxH)	mm 784 x 641 x 790	984 x 641 x 790
40ft Container Load	pcs 153	126



COOLERS



ECO-FRIENDLY
REFRIGERANT R290

Display Counters - Table Top



LCT900F-P

Refrigerated Display Counters

- Stainless steel
- LED interior light
- Double glazed glass
- Rear glass sliding doors
- Ventilated cooling
- Adjustable feet
- Flat glass top



Pastry display



Sliding doors



LCT750F-P Refrigerated Display Counters

- Stainless steel
- LED interior light
- Double glazed glass
- Rear glass sliding doors
- Ventilated cooling
- Adjustable feet
- Flat glass top

MODEL	LCT750F-P	LCT900F-P
Gross / Net Volume	l 120 / 67	160 / 88
Gross / Net Weight	kg 89 / 65	99 / 75
Climate Class	3	3
Temperature Range	°C 2 to 8	2 to 8
Door Number & Type	2 sliding glass doors	2 sliding glass doors
Shelves Number & Type	2 wire shelves chrome	2 wire shelves chrome
Interior Light	LED	LED
Feet / Legs	4 adjustable feet	4 adjustable feet
Exterior Finish	Stainless steel / Glass	Stainless steel / Glass
Interior Finish	Stainless steel / Glass	Stainless steel / Glass
Thermometer	Yes	Yes
Type of Controller	Electronic	Electronic
Noise Level	db(A) 48	48
Type of Cooling	Ventilated	Ventilated
Type of Defrost	Automatic	Automatic
Refrigerant	R290	R290
Refrigerant Charge	g 45	45
Input Power	W 242	242
Voltage / Frequency	V/Hz 220-240/50	220-240/50
Energy Consumption	kWh/24h 3,8	4,5
Internal Dimension (WxDxH)	mm 640 x 450 x 400	840 x 450 x 400
External Dimension (WxDxH)	mm 700 x 560 x 670	900 x 560 x 670
Packed Dimension (WxDxH)	mm 784 x 641 x 790	984 x 641 x 790
40ft Container Load	pcs 153	126



COOLERS

Display Counters



UPD200-I

Refrigerated Display Counters

- Double glass on four sides
- Adjustable wire shelves
- Glass door
- Internal LED light
- Aluminium finish
- Ventilated cooling
- Strong wheels for mobility



Adjustable shelves



Castors with and without brake



UPD60-I-BLACK Refrigerated Display Counters

- Double glass on four sides
- Adjustable wire shelves
- Glass door
- Internal LED light
- Black finish
- Ventilated cooling
- Adjustable feet



UPD80-I-GREY Refrigerated Display Counters

- Double glass on four sides
- Adjustable wire shelves
- Glass door
- Internal LED light
- Grey finish
- Ventilated cooling
- Adjustable feet

MODEL		UPD200-I	UPD60-I-BLACK	UPD60-I-GREY	UPD80-I-BLACK	UPD80-I-GREY
Gross / Net Volume	l	468 / 425	60 / 58	60 / 58	80 / 78	80 / 78
Gross / Net Weight	kg	200 / 185	32 / 30	32 / 30	39 / 36	39 / 36
Climate Class		4	4	4	4	4
Temperature Range	°C	2 to 12	2 to 12	2 to 12	2 to 12	2 to 12
Door Number & Type		1 hinged glass door	1 hinged glass door	1 hinged glass door	1 hinged glass door	1 hinged glass door
Shelves Number & Type		5 wire shelves white	2 wire shelves grey	2 wire shelves grey	3 wire shelves grey	3 wire shelves grey
Interior Light		LED	LED	LED	LED	LED
Feet / Legs		-	4 adjustable feet	4 adjustable feet	4 adjustable feet	4 adjustable feet
Castors		4 wheels, 2 with brake	-	-	-	-
Exterior Finish		Aluminium / SS304	Black finish, ABS	Grey finish, ABS	Black finish, ABS	Grey finish, ABS
Interior Finish		Aluminium / SS304	Black finish, ABS	Grey finish, ABS	Black finish, ABS	Grey finish, ABS
Thermometer		Yes	Yes	Yes	Yes	Yes
Type of Controller		Electronic	Electronic	Electronic	Electronic	Electronic
Noise Level	db(A)	46	42	42	42	42
Type of Cooling		Ventilated	Ventilated	Ventilated	Ventilated	Ventilated
Type of Defrost		Automatic	Automatic	Automatic	Automatic	Automatic
Refrigerant		R600a	R600a	R600a	R600a	R600a
Refrigerant Charge	g	60	38	38	40	40
Input Power	W	315	164	164	184	184
Voltage / Frequency	V/Hz	220-240/50	220-240/50	220-240/50	220-240/50	220-240/50
Energy Consumption	kWh/24h	7,3	1,9	1,9	1,9	1,9
Internal Dimension (WxDxH)	mm	638 x 638 x 1180	400 x 346 x 460	400 x 346 x 460	400 x 346 x 610	400 x 346 x 610
External Dimension (WxDxH)	mm	706 x 706 x 1800	428 x 386 x 855	428 x 386 x 855	428 x 386 x 1000	428 x 386 x 1000
Packed Dimension (WxDxH)	mm	760 x 820 x 1930	500 x 450 x 895	500 x 450 x 895	500 x 450 x 1045	500 x 450 x 1045
40ft Container Load	pcs	42	230	230	230	230



TEFCOLD UDRS7-P

Premium ice cream freezer with a modern and elegant look.
With curved glass guard the ice cream is under optimized hygienic conditions.

Scoop Ice Cream Freezers



Layout based on 5L Napoli pans



UDRS9-P

Scoop Ice Cream Freezer

- Open ice cream freezer for scoop ice
- Sneeze guard in curved glass
- Suitable for Napoli Pans (not included)
- Lift up rear lid (2 can serve)
- LED interior light
- Easy access storage compartment
- Automatic defrost
- Optional - Rear shelf with scoop wash



Suitable for Napoli Pans
(accessory)



Easy access storage
compartment



UDRS10-P

Scoop Ice Cream Freezer

- Open ice cream freezer for scoop ice
- Sneeze guard in angled glass
- Suitable for Napoli Pans (not included)
- Flat sliding lids
- LED interior light
- Easy access storage compartment
- Castors with brake

UDRS7-P

Scoop Ice Cream Freezer

- Open ice cream freezer for scoop ice
- Sneeze guard in curved glass
- Suitable for Napoli Pans (not included)
- Easy access storage compartment
- Lift up rear lid (2 can serve)
- LED interior light
- Automatic defrost
- Optional - Rear shelf with scoop wash

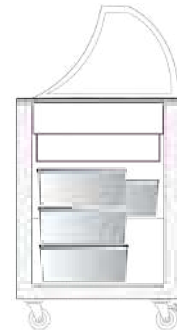
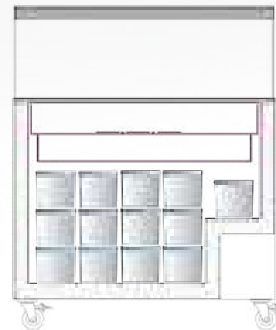

MODEL		UDRS10-P	UDRS7-P	UDRS9-P
Gross / Net Volume	l	431 / 342	317 / 264	423 / 357
Gross / Net Weight	kg	112 / 103	119 / 98	131 / 110
Climate Class		4	4	4
Temperature Range	°C	-20 to -14	-20 to -14	-20 to -14
Lid Number & Type		2 flat sliding temp. glass lids	1 transparent acrylic lid	1 transparent acrylic lid
Basket Number & Type		-	-	-
Interior Light		No	LED	LED
Castors		4 double castors	4 double castors	4 double castors
Exterior Finish		White	White	White
Interior Finish		White painted steel	White painted steel	White painted steel
Thermometer		Yes	Yes	Yes
Type of Controller		Mechanical	Electronic	Electronic
Noise Level	db(A)	45	45	45
Type of Cooling		Static	Static	Static
Type of Defrost		Manual	Automatic	Automatic
Refrigerant		R290	R290	R290
Refrigerant Charge	g	100	130	150
Input Power	W	360	500	540
Voltage / Frequency	V/Hz	220-240/50	220-240/50	220-240/50
Energy Consumption	kWh/24h	3,5	7,75	9
Internal Dimension (WxDxH)	mm	1217 x 563 x 295	1217 x 450 x 240	1532 x 450 x 240
External Dimension (WxDxH)	mm	1341 x 725 x 1235	1341 x 723 x 1212	1656 x 723 x 1212
Packed Dimension (WxDxH)	mm	1385 x 730 x 1020	1420 x 760 x 1310	1735 x 760 x 1310
40ft Container Load	pcs	56	24	20

Scoop Ice Cream Freezers



Storage based on 5L plastic tubs

Layout based on 5L Napoli pans



IC400SC-P-SO

Scoop Ice Cream Freezer



- Sneeze guard in curved glass
- Flat sliding lids with lock
- Scooping basket option
- Storage under baskets
- Castors with brake
- Powder coated white steel inner liner



Scooping basket option



Scoop wash option



IC200SC-I-SO Scoop Ice Cream Freezer

- Sneeze guard in curved glass
- Flat sliding lids with lock
- Scooping basket option
- Storage under baskets
- Castors with brake
- Powder coated white steel inner liner

IC300SC-P-SO Scoop Ice Cream Freezer

- Sneeze guard in curved glass
- Flat sliding lids with lock
- Scooping basket option
- Storage under baskets
- Castors with brake
- Powder coated white steel inner liner

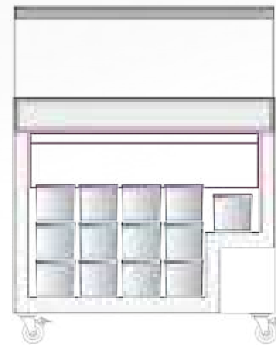

MODEL		IC200SC-I-SO	IC300SC-P-SO	IC400SC-P-SO
Gross / Net Volume	l	191 / 165	296 / 255	401 / 350
Gross / Net Weight	kg	75 / 70	91 / 82	100 / 90
Climate Class		5	5	5
Temperature Range	°C	-24 to -14	-24 to -14	-24 to -14
Lid Number & Type		2 flat sliding temp. glass lids	2 flat sliding temp. glass lids	2 flat sliding temp. glass lids
Basket Number & Type		Additional (see drawings)	Additional (see drawings)	Additional (see drawings)
Castors		4 wheels, 2 with brake	4 wheels, 2 with brake	4 wheels, 2 with brake
Exterior Finish		White	White	White
Interior Finish		White painted steel	White painted steel	White painted steel
Lock		Yes	Yes	Yes
Thermometer		Yes	Yes	Yes
Type of Controller		Mechanical	Mechanical	Mechanical
Noise Level	db(A)	45	45	45
Type of Cooling		Static	Static	Static
Type of Defrost		Manual	Manual	Manual
Refrigerant		R600a	R290	R290
Refrigerant Charge	g	55	85	105
Input Power	W	98	119	141
Voltage / Frequency	V/Hz	220-240/50	220-240/50	220-240/50
Energy Consumption	kWh/24h	1,32	1,48	1,93
Internal Dimension (WxDxH)	mm	600 x 510 x 655	890 x 510 x 655	1180 x 510 x 655
External Dimension (WxDxH)	mm	720 x 630 x 1250	1010 x 630 x 1250	1300 x 630 x 1250
Packed Dimension (WxDxH)	mm	800 x 750 x 1130	1100 x 750 x 1130	1400 x 750 x 1130
40ft Container Load	pcs	92	64	50

Scoop Ice Cream Freezers



Storage based on 5L plastic tubs

Layout based on 5L Napoli pans



IC400SCE-P-SO

Scoop Ice Cream Freezer



- Sneeze guard in curved glass
- Angled sliding lids with lock
- Scooping basket option
- Storage under baskets
- Castors with brake
- Powder coated white steel inner liner



Scooping basket option



Scoop wash option



IC200SCE-I-SO Scoop Ice Cream Freezer

- Sneeze guard in curved glass
- Angled sliding lids with lock
- Scooping basket option
- Storage under baskets
- Castors with brake
- Powder coated white steel inner liner

IC300SCE-P-SO Scoop Ice Cream Freezer

- Sneeze guard in curved glass
- Angled sliding lids with lock
- Scooping basket option
- Storage under baskets
- Castors with brake
- Powder coated white steel inner liner

MODEL	IC200SCE-I-SO	IC300SCE-P-SO	IC400SCE-P-SO
Gross / Net Volume	l 176 / 157	264 / 230	352 / 325
Gross / Net Weight	kg 76 / 69	89 / 76	102 / 92
Climate Class	5	5	5
Temperature Range	°C -24 to -14	-24 to -14	-24 to -14
Lid Number & Type	2 flat angled sliding temp. glass lids	2 flat angled sliding temp. glass lids	2 flat angled sliding temp. glass lids
Basket Number & Type	Additional (see drawings)	Additional (see drawings)	Additional (see drawings)
Castors	4 wheels, 2 with brake	4 wheels, 2 with brake	4 wheels, 2 with brake
Exterior Finish	White	White	White
Interior Finish	White painted steel	White painted steel	White painted steel
Lock	Yes	Yes	Yes
Thermometer	Yes	Yes	Yes
Type of Controller	Mechanical	Mechanical	Mechanical
Noise Level	db(A) 45	45	45
Type of Cooling	Static	Static	Static
Type of Defrost	Manual	Manual	Manual
Refrigerant	R600a	R290	R290
Refrigerant Charge	g 55	85	105
Input Power	W 98	119	141
Voltage / Frequency	V/Hz 220-240/50	220-240/50	220-240/50
Energy Consumption	kWh/24h 1,32	1,48	1,93
Internal Dimension (WxDxH)	mm 600 x 495 x 710	890 x 495 x 710	1180 x 495 x 710
External Dimension (WxDxH)	mm 720 x 615 x 1295	1010 x 615 x 1295	1300 x 615 x 1295
Packed Dimension (WxDxH)	mm 800 x 750 x 1200	1100 x 750 x 1200	1400 x 750 x 1200
40ft Container Load	pcs 92	64	50

Ice Cream Freezers



IC300SCE-P

Ice Cream Freezer

- Angled sliding lids with lock
- Thermometer
- Powder coated white steel inner liner
- Basket
- Castors with brake



Castors with and without brake



Illuminated display board as option (accessory)



IC100SCE-I Ice Cream Freezer

- Angled sliding lids with lock
- Thermometer
- Powder coated white steel inner liner
- Basket
- Castors with brake



IC200SCE-I Ice Cream Freezer

- Angled sliding lids with lock
- Thermometer
- Powder coated white steel inner liner
- Basket
- Castors with brake

MODEL		IC100SCE-I	IC200SCE-I	IC300SCE-P
Gross / Net Volume	l	100 / 85	176 / 157	264 / 230
Gross / Net Weight	kg	40 / 37	58 / 53	65 / 57
Climate Class		5	5	5
Temperature Range	°C	-24 to -14	-24 to -14	-24 to -14
Lid Number & Type		2 flat angled sliding temp. glass lids	2 flat angled sliding temp. glass lids	2 flat angled sliding temp. glass lids
Basket Number & Type		1 Wire basket, white	1 Wire basket, white	1 Wire basket, white
Castors		4 double castors	4 wheels, 2 with brake	4 wheels, 2 with brake
Exterior Finish		White	White	White
Interior Finish		White painted steel	White painted steel	White painted steel
Lock		Yes	Yes	Yes
Thermometer		Yes	Yes	Yes
Type of Controller		Mechanical	Mechanical	Mechanical
Noise Level	db(A)	45	45	45
Type of Cooling		Static	Static	Static
Type of Defrost		Manual	Manual	Manual
Refrigerant		R600a	R600a	R290
Refrigerant Charge	g	60	55	85
Input Power	W	80	98	119
Voltage / Frequency	V/Hz	220-240/50	220-240/50	220-240/50
Energy Consumption	kWh/24h	1	1,32	1,48
Internal Dimension (WxDxH)	mm	450 x 450 x 490	600 x 495 x 710	890 x 495 x 710
External Dimension (WxDxH)	mm	570 x 570 x 855	720 x 615 x 949	1010 x 615 x 949
Packed Dimension (WxDxH)	mm	680 x 700 x 1010	800 x 750 x 1010	1100 x 750 x 1010
40ft Container Load	pcs	108	92	64

Ice Cream Freezers



IC500SCE-P

Ice Cream Freezer

- Angled sliding lids with lock
- Thermometer
- Powder coated white steel inner liner
- Baskets
- Castors with brake



Castors with and without brake



Illuminated display board as option (accessory)



IC400SCE-P

Ice Cream Freezer

- Angled sliding lids with lock
- Thermometer
- Powder coated white steel inner liner
- Baskets
- Castors with brake

DID YOU KNOW?

We do not compromise with the quality of our products, but aim to deliver products, which function under the toughest conditions

MODEL	IC400SCE-P	IC500SCE-P
Gross / Net Volume	l 352 / 325	427 / 398
Gross / Net Weight	kg 76 / 66	82 / 72
Climate Class	5	5
Temperature Range	°C -24 to -14	-24 to -14
Lid Number & Type	2 flat angled sliding temp. glass lids	2 flat angled sliding temp. glass lids
Basket Number & Type	2 Wire baskets, white	2 Wire basket, white
Castors	4 wheels, 2 with brake	4 wheels, 2 with brake
Exterior Finish	White	White
Interior Finish	White painted steel	White painted steel
Lock	Yes	Yes
Thermometer	Yes	Yes
Type of Controller	Mechanical	Mechanical
Noise Level	db(A) 45	45
Type of Cooling	Static	Static
Type of Defrost	Manual	Manual
Refrigerant	R290	R290
Refrigerant Charge	g 105	110
Input Power	W 141	191
Voltage / Frequency	V/Hz 220-240/50	220-240/50
Energy Consumption	kWh/24h 1,93	2,39
Internal Dimension (WxDxH)	mm 1180 x 495 x 710	1420 x 495 x 710
External Dimension (WxDxH)	mm 1300 x 615 x 949	1550 x 615 x 949
Packed Dimension (WxDxH)	mm 1400 x 750 x 1010	1640 x 750 x 1010
40ft Container Load	pcs 50	42

Ice Cream Freezers



IC300SC-P

Ice Cream Freezer

- Flat sliding lids with lock
- Thermometer
- Powder coated white steel inner liner
- Basket
- Castors with brake



Castors with and without brake



Illuminated display board as option (accessory)



IC100SC-I Ice Cream Freezer

- Flat sliding lids with lock
- Thermometer
- Powder coated white steel inner liner
- Basket
- Castors with brake



IC200SC-I Ice Cream Freezer

- Flat sliding lids with lock
- Thermometer
- Powder coated white steel inner liner
- Basket
- Castors with brake

MODEL		IC100SC-I	IC200SC-I	IC300SC-P
Gross / Net Volume	l	108 / 91	191 / 165	296 / 255
Gross / Net Weight	kg	47 / 42	57 / 52	67 / 62
Climate Class		5	5	5
Temperature Range	°C	-24 to -14	-24 to -14	-24 to -14
Lid Number & Type		2 flat sliding temp. glass lids	2 flat sliding temp. glass lids	2 flat sliding temp. glass lids
Basket Number & Type		1 Wire basket, white	1 Wire basket, white	1 Wire basket, white
Castors		4 double castors	4 wheels, 2 with brake	4 wheels, 2 with brake
Exterior Finish		White	White	White
Interior Finish		White painted steel	White painted steel	White painted steel
Lock		Yes	Yes	Yes
Thermometer		Yes	Yes	Yes
Type of Controller		Mechanical	Mechanical	Mechanical
Noise Level	db(A)	45	45	45
Type of Cooling		Static	Static	Static
Type of Defrost		Manual	Manual	Manual
Refrigerant		R600a	R600a	R290
Refrigerant Charge	g	60	55	85
Input Power	W	80	98	119
Voltage / Frequency	V/Hz	220-240/50	220-240/50	220-240/50
Energy Consumption	kWh/24h	1	1,32	1,48
Internal Dimension (WxDxH)	mm	450 x 450 x 520	600 x 510 x 655	890 x 510 x 655
External Dimension (WxDxH)	mm	570 x 570 x 855	720 x 630 x 892	1010 x 630 x 892
Packed Dimension (WxDxH)	mm	680 x 700 x 950	800 x 750 x 940	1100 x 750 x 940
40ft Container Load	pcs	108	92	64

Ice Cream Freezers



IC700SC-P

Ice Cream Freezer

- Flat sliding lids with lock
- Thermometer
- Powder coated white steel inner liner
- Baskets
- Castors with brake



Castors with and without brake



Illuminated display board as option (accessory)



IC400SC-P Ice Cream Freezer

- Flat sliding lids with lock
- Thermometer
- Powder coated white steel inner liner
- Baskets
- Castors with brake



IC500SC-P Ice Cream Freezer

- Flat sliding lids with lock
- Thermometer
- Powder coated white steel inner liner
- Baskets
- Castors with brake

MODEL		IC400SC-P	IC500SC-P	IC550SC-P	IC700SC-P
Gross / Net Volume	l	401 / 350	491 / 430	555 / 486	670 / 620
Gross / Net Weight	kg	82 / 77	98 / 93	114 / 96	115 / 100
Climate Class		5	5	5	5
Temperature Range	°C	-24 to -14	-24 to -14	-24 to -14	-24 to -14
Lid Number & Type		2 flat sliding temp. glass lids	2 flat sliding temp. glass lids	2 flat sliding temp. glass lids	2 flat sliding temp. glass lids
Basket Number & Type		2 Wire baskets, white	2 Wire baskets, white	2 Wire baskets, white	3 Wire baskets, white
Castors		4 wheels, 2 with brake	4 wheels, 2 with brake	4 wheels, 2 with brake	4 wheels, 2 with brake
Exterior Finish		White	White	White	White
Interior Finish		White painted steel	White painted steel	White painted steel	White painted steel
Lock		Yes	Yes	Yes	Yes
Thermometer		Yes	Yes	Yes	Yes
Type of Controller		Mechanical	Mechanical	Mechanical	Mechanical
Noise Level	db(A)	45	45	45	45
Type of Cooling		Static	Static	Static	Static
Type of Defrost		Manual	Manual	Manual	Manual
Refrigerant		R290	R290	R290	R290
Refrigerant Charge	g	105	110	120	125
Input Power	W	141	191	273	292
Voltage / Frequency	V/Hz	220-240/50	220-240/50	220-240/50	220-240/50
Energy Consumption	kWh/24h	1,93	2,39	3,49	3,57
Internal Dimension (WxDxH)	mm	1180 x 510 x 655	1430 x 510 x 655	1630 x 510 x 655	1930 x 510 x 655
External Dimension (WxDxH)	mm	1300 x 630 x 892	1550 x 630 x 892	1750 x 630 x 892	2055 x 630 x 892
Packed Dimension (WxDxH)	mm	1400 x 750 x 940	1640 x 750 x 940	1850 x 750 x 940	2100 x 750 x 940
40ft Container Load	pcs	50	42	38	32

Ice Cream Freezers



IC550SCEB-P

Ice Cream Freezer

- Curved sliding lids with lock
- Thermometer
- Powder coated white steel inner liner
- Baskets
- Castors with brake



Castors with and without brake



Illuminated display board as option (accessory)



IC400SCEB-P Ice Cream Freezer

- Curved sliding lids with lock
- Thermometer
- Powder coated white steel inner liner
- Baskets
- Castors with brake



IC500SCEB-P Ice Cream Freezer

- Curved sliding lids with lock
- Thermometer
- Powder coated white steel inner liner
- Baskets
- Castors with brake

MODEL		IC400SCEB-P	IC500SCEB-P	IC550SCEB-P
Gross / Net Volume	l	352 / 325	427 / 398	540 / 481
Gross / Net Weight	kg	76 / 66	82 / 72	114 / 96
Climate Class		5	5	5
Temperature Range	°C	-24 to -14	-24 to -14	-24 to -14
Lid Number & Type		2 curved sliding temp. glass lids	2 curved sliding temp. glass lids	2 curved sliding temp. glass lids
Basket Number & Type		2 Wire baskets, white	2 Wire baskets, white	2 Wire baskets, white
Castors		4 wheels, 2 with brake	4 wheels, 2 with brake	4 wheels, 2 with brake
Exterior Finish		White	White	White
Interior Finish		White painted steel	White painted steel	White painted steel
Lock		Yes	Yes	Yes
Thermometer		Yes	Yes	Yes
Type of Controller		Mechanical	Mechanical	Mechanical
Noise Level	db(A)	45	45	45
Type of Cooling		Static	Static	Static
Type of Defrost		Manual	Manual	Manual
Refrigerant		R290	R290	R290
Refrigerant Charge	g	105	110	120
Input Power	W	141	191	292
Voltage / Frequency	V/Hz	220-240/50	220-240/50	220-240/50
Energy Consumption	kWh/24h	1,93	2,39	3,45
Internal Dimension (WxDxH)	mm	1180 x 495 x 710	1420 x 495 x 710	1650 x 495 x 710
External Dimension (WxDxH)	mm	1300 x 615 x 949	1550 x 615 x 949	1750 x 615 x 949
Packed Dimension (WxDxH)	mm	1400 x 750 x 1010	1640 x 750 x 1010	1840 x 750 x 1010
40ft Container Load	pcs	50	42	38

Ice Cream Freezers



IC300SCEB-P

Ice Cream Freezer

- Curved sliding lids with lock
- Thermometer
- Powder coated white steel inner liner
- Basket
- Castors with brake



Castors with and without brake



Illuminated display board as option (accessory)



IC100SCEB-I LED Ice Cream Freezer

- Curved sliding lids with lock
- Thermometer
- Powder coated white steel inner liner
- Basket
- Castors with brake



IC200SCEB-I Ice Cream Freezer

- Curved sliding lids with lock
- Thermometer
- Powder coated white steel inner liner
- Basket
- Castors with brake

MODEL		IC100SCEB-I	IC100SCEB-I LED	IC200SCEB-I	IC300SCEB-P
Gross / Net Volume	l	100 / 85	100 / 85	176 / 157	264 / 230
Gross / Net Weight	kg	40 / 37	40 / 37	58 / 53	65 / 57
Climate Class		5	5	5	5
Temperature Range	°C	-24 to -14	-24 to -14	-24 to -14	-24 to -14
Lid Number & Type		2 curved sliding temp. glass lids	2 curved sliding temp. glass lids	2 curved sliding temp. glass lids	2 curved sliding temp. glass lids
Basket Number & Type		1 Wire basket, white	1 Wire basket	1 Wire basket, white	1 Wire basket, white
Interior Light		No	LED Cold white	No	No
Castors		4 double castors	4 double castors	4 wheels, 2 with brake	4 wheels, 2 with brake
Exterior Finish		White	White	White	White
Interior Finish		White painted steel	White painted steel	White painted steel	White painted steel
Lock		Yes	Yes	Yes	Yes
Thermometer		Yes	Yes	Yes	Yes
Type of Controller		Mechanical	Mechanical	Mechanical	Mechanical
Noise Level	db(A)	45	45	45	45
Type of Cooling		Static	Static	Static	Static
Type of Defrost		Manual	Manual	Manual	Manual
Refrigerant		R600a	R600a	R600a	R290
Refrigerant Charge	g	60	60	55	85
Input Power	W	80	80	98	119
Voltage / Frequency	V/Hz	220-240/50	220-240/50	220-240/50	220-240/50
Energy Consumption	kWh/24h	1	1	1,32	1,48
Internal Dimension (WxDxH)	mm	450 x 450 x 490	450 x 450 x 490	600 x 495 x 710	890 x 495 x 710
External Dimension (WxDxH)	mm	570 x 570 x 885	570 x 570 x 885	720 x 615 x 949	1010 x 615 x 949
Packed Dimension (WxDxH)	mm	680 x 700 x 1010	680 x 700 x 1010	800 x 750 x 1010	1100 x 750 x 1010
40ft Container Load	pcs	108	108	92	64

Ice Cream Freezers



NIC500SC-P

Ice Cream Freezer

- Flat sliding lids with lock
- Digital thermometer
- Powder coated white steel inner liner
- Baskets
- Castors with brake



White coated steel inner liner



Digital thermometer



NIC200SC-I
Ice Cream Freezer

- Flat sliding lids with lock
- Digital thermometer
- Powder coated white steel inner liner
- Basket
- Castors with brake



NIC300SC-P
Ice Cream Freezer

- Flat sliding lids with lock
- Digital thermometer
- Powder coated white steel inner liner
- Basket
- Castors with brake

MODEL		NIC200SC-I	NIC300SC-P	NIC400SC-P	NIC500SC-P
Gross / Net Volume	l	186 / 138	288 / 218	390 / 298	478 / 367
Gross / Net Weight	kg	63 / 52	70 / 62	87 / 72	122 / 110
Climate Class		5	5	5	5
Temperature Range	°C	-24 to -14	-24 to -14	-24 to -14	-24 to -14
Lid Number & Type		2 flat sliding temp. glass lids	2 flat sliding temp. glass lids	2 flat sliding temp. glass lids	2 flat sliding temp. glass lids
Basket Number & Type		1 Wire basket, white	1 Wire basket, white	2 Wire basket, white	2 Wire basket, white
Castors		4 wheels, 2 with brake	4 wheels, 2 with brake	4 wheels, 2 with brake	4 wheels, 2 with brake
Exterior Finish		White	White	White	White
Interior Finish		White painted steel	White painted steel	White painted steel	White painted steel
Lock		Yes	Yes	Yes	Yes
Thermometer		Yes	Yes	Yes	Yes
Type of Controller		Mechanical	Mechanical	Mechanical	Mechanical
Noise Level	db(A)	45	45	45	45
Type of Cooling		Static	Static	Static	Static
Type of Defrost		Manual	Manual	Manual	Manual
Refrigerant		R600a	R290	R290	R290
Refrigerant Charge	g	55	85	105	110
Input Power	W	98	119	141	191
Voltage / Frequency	V/Hz	220-240/50	220-240/50	220-240/50	220-240/50
Energy Consumption	kWh/24h	1,32	1,48	1,93	2,39
Internal Dimension (WxDxH)	mm	600 x 510 x 576	890 x 510 x 576	1180 x 510 x 576	1430 x 510 x 576
External Dimension (WxDxH)	mm	740 x 650 x 885	1030 x 650 x 885	1320 x 650 x 885	1570 x 650 x 885
Packed Dimension (WxDxH)	mm	810 x 765 x 940	1100 x 765 x 940	1390 x 765 x 940	1640 x 765 x 940
40ft Container Load	pcs	84	64	50	42

Ice Cream Freezers



NIC500SCEB-P

Ice Cream Freezer

- Curved sliding lids with lock
- Digital thermometer
- Powder coated white steel inner liner
- Baskets
- Castors with brake



White coated steel inner liner



Digital thermometer



NIC100SCEB-I
Ice Cream Freezer

- Curved sliding lid with lock
- Thermometer
- Divider system
- Powder coated white steel inner liner
- Castors with brake



NIC300SCEB-P
Ice Cream Freezer

- Curved sliding lids with lock
- Digital thermometer
- Powder coated white steel inner liner
- Basket
- Castors with brake

MODEL		NIC100SCEB-I	NIC200SCEB-I	NIC300SCEB-P	NIC400SCEB-P	NIC500SCEB-P
Gross / Net Volume	l	130 / 115	185 / 138	286 / 218	388 / 298	475 / 367
Gross / Net Weight	kg	50 / 47	63 / 52	70 / 62	87 / 72	122 / 110
Climate Class		5	5	5	5	5
Temperature Range	°C	-24 to -14	-24 to -14	-24 to -14	-24 to -14	-24 to -14
Tempered glass		Yes	Yes	Yes	Yes	Yes
Lid Number & Type		1 flat sliding glass lid	2 curved sliding glass lids	2 curved sliding glass lids	2 curved sliding glass lids	2 curved sliding glass lids
Basket Number & Type		-	1 Wire basket, white	1 Wire basket, white	2 Wire baskets, white	2 Wire basket, white
Castors		4 wheels, 2 with brake	4 wheels, 2 with brake	4 wheels, 2 with brake	4 wheels, 2 with brake	4 wheels, 2 with brake
Exterior Finish		White	White	White	White	White
Interior Finish		White painted steel	White painted steel	White painted steel	White painted steel	White painted steel
Lock		Yes	Yes	Yes	Yes	Yes
Thermometer		Yes	Yes	Yes	Yes	Yes
Type of Controller		Mechanical	Mechanical	Mechanical	Mechanical	Mechanical
Noise Level	db(A)	41	45	45	45	45
Type of Cooling		Static	Static	Static	Static	Static
Type of Defrost		Manual	Manual	Manual	Manual	Manual
Refrigerant		R600a	R600a	R290	R290	R290
Refrigerant Charge	g	50	55	85	105	110
Input Power	W	105	98	119	141	191
Voltage / Frequency	V/Hz	220-240/50	220-240/50	220-240/50	220-240/50	220-240/50
Energy Consumption	kWh/24h	2,5	1,32	1,48	1,93	2,39
Internal Dimension (WxDxH)	mm	510 x 510 x 571	600 x 510 x 571	890 x 510 x 571	1180 x 510 x 571	1430 x 510 x 571
External Dimension (WxDxH)	mm	665 x 665 x 918	740 x 650 x 918	1030 x 650 x 918	1320 x 650 x 918	1570 x 650 x 918
Packed Dimension (WxDxH)	mm	700 x 700 x 970	810 x 765 x 960	1100 x 765 x 960	1390 x 765 x 960	1640 x 765 x 960
40ft Container Load	pcs	102	84	64	50	42

Various Freezers



CF77-I

Can Freezer

- Impulse freezer
- Fast pull-down of temperature
- Flip-flop lid
- Well suited for branding
- Strong castors



Strong castors



ST160-I

Ice Cream Freezer

- Flat hinged glass lid
- Thermometer
- Powder coated white steel inner liner
- Basket
- Castors with brake



MODEL		CF77-I	ST160-I
Gross / Net Volume	l	80 / 72	115 / 105
Gross / Net Weight	kg	33 / 29	43 / 35
Climate Class		4	4
Temperature Range	°C	-22 to -12	-24 to -14
Lid Number & Type		1 transparent acrylic flip-flop lid	1 hinged tempered glass lid
Basket Number & Type		-	1 Wire basket
Number of dividers	pcs	0	0
Interior Light		No	No
Canopy Type		-	-
Castors		4 castors, 1 lockable	4 double castors
Exterior Finish		White	White
Interior Finish		Powder coated steel	White painted steel
Lock		No	No
Thermometer		No	Yes
Type of Controller		Mechanical	Mechanical
Noise Level	db(A)	45	45
Type of Cooling		Static	Static
Type of Defrost		Manual	Manual
Refrigerant		R600a	R600a
Refrigerant Charge	g	40	60
Input Power	W	124	80
Voltage / Frequency	V/Hz	220-240/50	220-240/50
Energy Consumption	kWh/24h	1,1	0,7
Internal Dimension (WxDxH)	mm	454 x 454 x 440	435 x 435 x 755
External Dimension (WxDxH)	mm	567 x 567 x 830	550 x 550 x 870
Packed Dimension (WxDxH)	mm	580 x 580 x 880	655 x 600 x 955
40ft Container Load	pcs	238	156



STORAGE FREEZERS

Chest Freezers - Upright Storage Freezers

TEFCOLD chest freezers and storage freezers with solid doors are perfect when plenty of freezer capacity is needed for backroom storage. The storage freezers range goes from under-counter models to full height freezers, and in white or stainless steel cabinets.

The UF models with solid door are often used with their matching coolers (UR range). The UF and UR models look great together, regardless of size or finish. They come in stainless steel

or white paint finishes, with solid or glass doors and with or without canopy.

The FR and CF chest freezers are the most competitively-priced when extra freezer capacity is needed.

We also supply special freezers, such as the SE model, a low-temperature version. Examples of use include laboratories, or for fish. Go to medical freezers to see examples.



TEFCOLD UF400VS-P

Storage freezer with ventilated cooling, reversible solid door and stainless steel cabinet. Solid and elegant backroom freezer storage for any business.

Chest Freezers



FR505S-I

Chest Freezer

- Stainless steel lid
- Handle with lock
- Thermometer
- Powder coated white steel inner liner
- Defrost water drain
- Baskets
- Castors with brake



Baskets



Thermometer



FR205S-I Chest Freezer

- Stainless steel lid
- Handle with lock
- Thermometer
- Powder coated white steel inner liner
- Defrost water drain
- Basket
- Castors with brake



FR305S-I Chest Freezer

- Stainless steel lid
- Handle with lock
- Thermometer
- Powder coated white steel inner liner
- Defrost water drain
- Basket
- Castors with brake

MODEL		FR205S-I	FR305S-I	FR405S-I	FR505S-I
Gross / Net Volume	l	189 / 185	278 / 273	385 / 377	463 / 454
Gross / Net Weight	kg	47 / 42	53 / 48	69 / 64	69 / 64
Climate Class		4	4	4	4
Temperature Range	°C	-24 to -14	-24 to -14	-24 to -14	-24 to -14
Lid Number & Type		1 hinged solid stainless steel lid	1 hinged solid stainless steel lid	1 hinged solid stainless steel lid	1 hinged solid stainless steel lid
Basket Number & Type		1 Wire basket, white	1 Wire basket, white	2 Wire baskets, white	2 Wire baskets, white
Castors		4 double castors	4 double castors	4 double castors	4 double castors
Exterior Finish		White	White	White	White
Interior Finish		White painted steel	White painted steel	White painted steel	White painted steel
Lock		Yes	Yes	Yes	Yes
Thermometer		Yes	Yes	Yes	Yes
Type of Controller		Mechanical	Mechanical	Mechanical	Mechanical
Noise Level	db(A)	42	42	42	42
Type of Cooling		Static	Static	Static	Static
Type of Defrost		Manual	Manual	Manual	Manual
Refrigerant		R600a	R600a	R600a	R600a
Refrigerant Charge	g	44	50	80	90
Input Power	W	150	185	230	230
Voltage / Frequency	V/Hz	220-240/50	220-240/50	220-240/50	220-240/50
Energy Consumption	kWh/24h	0,88	1,08	1,32	1,5
Internal Dimension (WxDxH)	mm	610 x 480 x 725	860 x 480 x 725	1160 x 480 x 725	1380 x 480 x 725
External Dimension (WxDxH)	mm	734 x 700 x 945	984 x 700 x 945	1284 x 700 x 945	1504 x 700 x 945
Packed Dimension (WxDxH)	mm	770 x 710 x 950	1020 x 710 x 950	1320 x 710 x 950	1540 x 710 x 950
40ft Container Load	pcs	88	66	50	44

Chest Freezers



FR505-I

Chest Freezer

- Handle with lock
- Thermometer
- Powder coated white steel inner liner
- Defrost water drain
- Baskets
- Castors with brake



Baskets



Thermometer



FR205-I Chest Freezer

- Handle with lock
- Thermometer
- Powder coated white steel inner liner
- Defrost water drain
- Basket
- Castors with brake



FR305-I Chest Freezer

- Handle with lock
- Thermometer
- Powder coated white steel inner liner
- Defrost water drain
- Basket
- Castors with brake

MODEL		FR205-I	FR305-I	FR405-I	FR505-I
Gross / Net Volume	l	189 / 185	278 / 273	385 / 377	463 / 454
Gross / Net Weight	kg	47 / 42	53 / 48	69 / 64	69 / 64
Climate Class		4	4	4	4
Temperature Range	°C	-24 to -14	-24 to -14	-24 to -14	-24 to -14
Lid Number & Type		1 hinged solid lid	1 hinged solid lid	1 hinged solid lid	1 hinged solid lid
Basket Number & Type		1 Wire basket, white	1 Wire basket, white	2 Wire baskets, white	2 Wire baskets, white
Castors		4 double castors	4 double castors	4 double castors	4 double castors
Exterior Finish		White	White	White	White
Interior Finish		White painted steel	White painted steel	White painted steel	White painted steel
Lock		Yes	Yes	Yes	Yes
Thermometer		Yes	Yes	Yes	Yes
Type of Controller		Mechanical	Mechanical	Mechanical	Mechanical
Noise Level	db(A)	42	42	42	42
Type of Cooling		Static	Static	Static	Static
Type of Defrost		Manual	Manual	Manual	Manual
Refrigerant		R600a	R600a	R600a	R600a
Refrigerant Charge	g	44	50	80	90
Input Power	W	150	185	230	230
Voltage / Frequency	V/Hz	220-240/50	220-240/50	220-240/50	220-240/50
Energy Consumption	kWh/24h	0,88	1,08	1,32	1,5
Internal Dimension (WxDxH)	mm	610 x 480 x 725	860 x 480 x 725	1160 x 480 x 725	1380 x 480 x 725
External Dimension (WxDxH)	mm	734 x 700 x 945	984 x 700 x 945	1284 x 700 x 945	1504 x 700 x 945
Packed Dimension (WxDxH)	mm	770 x 710 x 950	1020 x 710 x 950	1320 x 710 x 950	1540 x 710 x 950
40ft Container Load	pcs	88	66	50	44

Chest Freezers



FR605S-I

Chest Freezer

- Stainless steel lid
- Handle with lock
- Thermometer
- Powder coated white steel inner liner
- Defrost water drain
- Baskets
- Castors with brake



Baskets



Thermometer



CF700-P Chest Freezer

- Handle with lock
- Thermometer
- Powder coated white steel inner liner
- Defrost water drain
- Baskets
- Castors with brake



CF700S-P Chest Freezer

- Stainless steel lid
- Handle with lock
- Thermometer
- Powder coated white steel inner liner
- Defrost water drain
- Baskets
- Castors with brake

MODEL		CF700-P	CF700S-P	FR605-I	FR605S-I
Gross / Net Volume	l	675 / 646	675 / 646	567 / 557	567 / 557
Gross / Net Weight	kg	119 / 114	119 / 114	81 / 76	81 / 76
Climate Class		4	4	4	4
Temperature Range	°C	-24 to -14	-24 to -14	-24 to -14	-24 to -14
Lid Number & Type		1 hinged solid lid	1 hinged solid stainless steel lid	1 hinged solid lid	1 hinged solid stainless steel lid
Basket Number & Type		3 Wire baskets	3 Wire baskets, white	3 Wire baskets, white	3 Wire baskets, white
Castors		4 double castors	4 double castors	4 double castors	4 double castors
Exterior Finish		White	White	White	White
Interior Finish		White painted steel	White painted steel	White painted steel	White painted steel
Lock		Yes	Yes	Yes	Yes
Thermometer		Yes	Yes	Yes	Yes
Type of Controller		Mechanical	Mechanical	Mechanical	Mechanical
Noise Level	db(A)	42	42	42	42
Type of Cooling		Static	Static	Static	Static
Type of Defrost		Manual	Manual	Manual	Manual
Refrigerant		R290	R290	R600a	R600a
Refrigerant Charge	g	120	120	105	105
Input Power	W	277	277	250	250
Voltage / Frequency	V/Hz	220-240/50	220-240/50	220-240/50	220-240/50
Energy Consumption	kWh/24h	3,18	3,18	1,75	1,75
Internal Dimension (WxDxH)	mm	1935 x 510 x 685	1935 x 510 x 685	1680 x 480 x 725	1680 x 480 x 725
External Dimension (WxDxH)	mm	2060 x 716 x 830	2060 x 716 x 830	1804 x 700 x 945	1804 x 680 x 945
Packed Dimension (WxDxH)	mm	2150 x 750 x 900	2150 x 750 x 900	1850 x 710 x 950	1850 x 710 x 950
40ft Container Load	pcs	32	32	38	38



Upright Freezers

DID YOU KNOW?

We offer matching coolers for most of our storage freezers. For example, the UF-models match the popular UR-Coolers.



UF400V-P

Upright Freezer

- Reversible solid door
- Electronic thermostat
- Ventilated cooling
- Automatic defrost
- Lock
- Adjustable shelves
- Adjustable feet



Ventilated cooling



Adjustable shelves

D



UF200-I

Upright Freezer

- Reversible solid door
- Electronic thermostat
- Fixed freezing shelves
- Lock
- Adjustable feet



UF200V-P

Upright Freezer

- Reversible solid door
- Electronic thermostat
- Ventilated cooling
- Automatic defrost
- Lock
- Adjustable shelves
- Adjustable feet

A

MODEL		UF200-I	UF200V-P	UF400-I	UF400V-P
Gross / Net Volume	l	200 / 120	200 / 120	400 / 340	400 / 340
Gross / Net Weight	kg	52 / 47	52 / 47	85 / 80	79 / 74
Net Volume Energy Rating	l		58		249
Climate Class		4	4	4	4
Temperature Range	°C	-24 to -10	-24 to -10	-24 to -10	-24 to -10
Door Number & Type		1 hinged solid doors	1 hinged solid door	1 hinged solid doors	1 hinged solid doors
Reversible door		Yes	Yes	Yes	Yes
Shelves Number & Type		2 fixed freezing shelves	3 wire shelves white	6 fixed freezing shelves	4 wire shelves white
Shelf Dimensions		490 x 380 mm	490 x 380 mm	490 x 380 mm	490 x 380 mm
Interior Light		No	No	No	No
Feet / Legs		2 adjustable feet	2 adjustable feet	2 adjustable feet	2 adjustable feet
Castors		2 rollers	2 rollers	2 rollers	2 rollers
Exterior Finish		White	White	White	White
Interior Finish		ABS	ABS	ABS	ABS
Lock		Yes	Yes	Yes	Yes
Thermometer		Yes	Yes	Yes	Yes
Type of Controller		Electronic	Electronic	Electronic	Electronic
Noise Level	db(A)	40	42	40	40
Type of Cooling		Static	Ventilated	Static	Ventilated
Type of Defrost		Manual	Automatic, hot gas	Manual	Automatic
Refrigerant		R600a	R290	R600a	R290
Refrigerant Charge	g	60	45	60	80
Input Power	W	105	180	150	300
Voltage / Frequency	V/Hz	220-240/50	220-240/50	220-240/50	220-240/50
Energy Consumption	kWh/24h	1,2	1,62	2,3	5,48
Energy Classification		-	A	-	D
Internal Dimension (WxDxH)	mm	484 x 470 x 620	484 x 470 x 610	484 x 470 x 1620	484 x 470 x 1620
External Dimension (WxDxH)	mm	600 x 600 x 850	600 x 600 x 850	600 x 600 x 1850	600 x 600 x 1850
Packed Dimension (WxDxH)	mm	690 x 650 x 910	690 x 650 x 910	690 x 650 x 2050	690 x 650 x 2050
40ft Container Load	pcs	108	108	54	54

Upright Freezers



UF400VS-P

Upright Freezer

- Reversible solid door
- Electronic thermostat
- Ventilated cooling
- Automatic defrost
- Lock
- Stainless steel cabinet
- Adjustable shelves
- Adjustable feet



Ventilated cooling



Adjustable shelves

D



UF200S-I Upright Freezer

- Reversible solid door
- Electronic thermostat
- Stainless steel cabinet
- Fixed freezing shelves
- Lock
- Adjustable feet



UF200VS-P Upright Freezer

- Reversible solid door
- Electronic thermostat
- Ventilated cooling
- Automatic defrost
- Lock
- Stainless steel cabinet
- Adjustable shelves
- Adjustable feet

A

MODEL		UF200S-I	UF200VS-P	UF400S-I	UF400VS-P
Gross / Net Volume	l	200 / 120	200 / 120	400 / 340	400 / 340
Gross / Net Weight	kg	52 / 47	52 / 47	85 / 80	79 / 74
Net Volume Energy Rating	l		58		249
Climate Class		4	4	4	4
Temperature Range	°C	-24 to -10	-24 to -10	-24 to -10	-24 to -10
Door Number & Type		1 hinged solid doors	1 hinged solid door	1 hinged solid doors	1 hinged solid door
Reversible door		Yes	Yes	Yes	Yes
Shelves Number & Type		2 fixed freezing shelves	3 wire shelves white	6 fixed freezing shelves	4 wire shelves white
Shelf Dimensions		490 x 380 mm	490 x 380 mm	490 x 380 mm	490 x 380 mm
Interior Light		No	No	No	No
Feet / Legs		2 adjustable feet	2 adjustable feet	2 adjustable feet	2 adjustable feet
Castors		2 rollers	2 rollers	2 rollers	2 rollers
Exterior Finish		SS430	SS430	SS430	SS430
Interior Finish		ABS	ABS	ABS	ABS
Lock		Yes	Yes	Yes	Yes
Thermometer		Yes	Yes	Yes	Yes
Type of Controller		Electronic	Electronic	Electronic	Electronic
Noise Level	db(A)	40	42	40	40
Type of Cooling		Static	Ventilated	Static	Ventilated
Type of Defrost		Manual	Automatic, hot gas	Manual	Automatic
Refrigerant		R600a	R290	R600a	R290
Refrigerant Charge	g	60	45	90	80
Input Power	W	105	180	150	300
Voltage / Frequency	V/Hz	220-240/50	220-240/50	220-240/50	220-240/50
Energy Consumption	kWh/24h	1,2	1,62	2,3	5,48
Energy Classification		-	A	-	D
Internal Dimension (WxDxH)	mm	484 x 470 x 620	484 x 470 x 610	484 x 470 x 1620	484 x 470 x 1620
External Dimension (WxDxH)	mm	600 x 600 x 850	600 x 600 x 850	600 x 600 x 1850	600 x 600 x 1850
Packed Dimension (WxDxH)	mm	690 x 650 x 910	690 x 650 x 910	690 x 650 x 2050	690 x 650 x 2050
40ft Container Load	pcs	108	108	54	54

Upright Freezers



UFFS370SD-P

Storage Freezer

- Fan assisted cooling
- Digital thermometer
- Interior light
- Fixed shelves
- Defrost water drain
- Adjustable feet



Strong handle



Lock



UFSC370SD-P

Storage Freezer

- Fan assisted cooling
- Digital thermometer
- Interior light
- Fixed shelves
- Defrost water drain
- Adjustable feet

DID YOU KNOW?

TEFCOLD has a passion for cooling... Because of our wholehearted passion for both cool products and customers, we experience a high level of customer satisfaction.

MODEL		UFFS370SD-P	UFSC370SD-P
Gross / Net Volume	l	300 / 270	300 / 270
Gross / Net Weight	kg	77 / 70	77 / 70
Climate Class		4	4
Temperature Range	°C	-24 to -14	-24 to -14
Door Number & Type		1 hinged solid door	1 hinged solid door
Reversible door		Yes	Yes
Shelves Number & Type		6 fixed freezing shelves	6 fixed freezing shelves
Shelf Dimensions		470 x 413 mm	470 x 413 mm
Interior Light		No	No
Feet / Legs		2 adjustable feet	2 adjustable feet
Castors		2 rollers	2 rollers
Exterior Finish		White	White
Interior Finish		ABS	ABS
Lock		Yes	Yes
Thermometer		Yes	Yes
Type of Controller		Mechanical	Mechanical
Noise Level	db(A)	45	45
Type of Cooling		Static	Static
Type of Defrost		Manual	Manual
Refrigerant		R290	R290
Refrigerant Charge	g	85	85
Input Power	W	270	270
Voltage / Frequency	V/Hz	220-240/50	220-240/50
Energy Consumption	kWh/24h	2,61	2,61
Internal Dimension (WxDxH)	mm	475 x 440 x 1530	475 x 440 x 1530
External Dimension (WxDxH)	mm	595 x 600 x 1840	595 x 640 x 1840
Packed Dimension (WxDxH)	mm	660 x 680 x 2000	660 x 680 x 2000
40ft Container Load	pcs	54	54



TEFCOLD UF400VSG-P

Upright freezer with headed glass door and automatic defrost.
The glass door gives a great overview of the freezers content.

Tabletop Freezers



UF100GCP-P

Tabletop Freezer

- Heated self-closing glass door
- LED illuminated canopy
- LED interior light
- Adjustable shelves
- Adjustable feet



Lock



Adjustable shelves



UF100G-P
Tabletop Freezer

- Heated self-closing glass door
- LED interior light
- Adjustable shelves
- Adjustable feet



UF50GCP-P
Tabletop Freezer

- Heated self-closing glass door
- LED illuminated canopy
- LED interior light
- Adjustable shelves
- Adjustable feet

MODEL		UF100GCP-P	UF100G-P	UF50GCP-P	UF50G-P
Gross / Net Volume	l	116 / 113	90 / 88	50 / 48	50 / 48
Gross / Net Weight	kg	59 / 54	49 / 44	46 / 42	39 / 34
Climate Class		4	4	4	4
Temperature Range	°C	-24 to -12	-24 to -12	-24 to -12	-24 to -12
Door Number & Type		1 heated hinged glass door	1 heated hinged glass door	1 heated hinged glass door	1 heated hinged glass door
Reversible door		No	No	No	No
Shelves Number & Type		3 wire shelves white	3 wire shelves white	2 wire shelves white	2 wire shelves white
Shelf Dimensions		485 x 420 / 200 mm	485 x 420 / 200 mm	440 x 210 mm	440 x 210 mm
Interior Light		LED	LED	LED	LED
Canopy Light		LED	-	LED	-
Feet / Legs		4 adjustable feet	4 adjustable feet	4 adjustable feet	4 adjustable feet
Exterior Finish		White	White	White	White
Interior Finish		Coated aluminium	Coated aluminium	Coated aluminium	Coated aluminium
Lock		Yes	Yes	Yes	Yes
Thermometer		No	No	No	No
Type of Controller		Mechanical	Mechanical	Mechanical	Mechanical
Noise Level	db(A)	45	45	45	45
Type of Cooling		Static	Static	Static	Static
Type of Defrost		Manual	Manual	Manual	Manual
Refrigerant		R290	R290	R290	R290
Refrigerant Charge	g	60	60	45	45
Input Power	W	230	230	154	154
Voltage / Frequency	V/Hz	220-240/50	220-240/50	220-240/50	220-240/50
Energy Consumption	kWh/24h	2,6	2,5	2,2	2,1
Internal Dimension (WxDxH)	mm	500 x 430 x 540	500 x 430 x 540	450 x 420 x 380	450 x 420 x 380
External Dimension (WxDxH)	mm	610 x 555 x 890	610 x 540 x 670	570 x 530 x 657	570 x 530 x 520
Packed Dimension (WxDxH)	mm	650 x 590 x 960	640 x 600 x 740	610 x 600 x 730	610 x 560 x 580
40ft Container Load	pcs	114	171	171	304

Upright Freezers



GF200VSG-P

Glass Froster

- Ideal for frosting glasses (beer or shots)
- Mirror effect stainless steel interior
- LED interior light
- Heated Self-closing glass doors
- Ventilated cooling for fast pull-down and even temperature
- Adjustable shelves
- Adjustable feet



Perfect served tapped beer in frosted glasses



Thermostat cover



UF200SG-P Upright Freezer

- Heated glass door
- LED interior light
- Electronic thermostat
- Lock
- Stainless steel cabinet
- Fixed freezing shelves
- Adjustable feet



UR90G-I-SUB ZERO Caviar Cooler

- Heated glass door
- Black interior and exterior
- LED interior light
- Adjustable shelves
- Adjustable feet

MODEL		GF200VSG-P	UF200SG-P	UR90G-I-SUB ZERO
Gross / Net Volume	l	112 / 79	200 / 120	92 / 81
Gross / Net Weight	kg	49 / 44	62 / 57	40 / 36
Climate Class		4	4	4
Temperature Range	°C	-8 to -2	-24 to -10	-8 to 0
Door Number & Type		1 heated hinged glass door	1 hinged heated glass door	1 heated hinged glass door
Reversible door		No	No	No
Shelves Number & Type		2 wire shelves white	2 fixed freezing shelves	3 wire shelves black
Shelf Dimensions		460 x 260 mm	490 x 380 mm	420 x 300 mm
Interior Light		LED Cold white	LED	LED Cold white
Feet / Legs		4 adjustable feet	2 adjustable feet	4 adjustable feet
Castors		-	2 rollers	-
Exterior Finish		Stainless steel	SS430	Black
Interior Finish		Stainless steel	White RAL9016	Black
Lock		No	Yes	Yes
Thermometer		Yes	Yes	Yes
Type of Controller		Electronic	Electronic	Electronic
Noise Level	db(A)	42	40	42
Type of Cooling		Ventilated	Static	Ventilated
Type of Defrost		Automatic, electrical	Manual	Automatic
Refrigerant		R290	R290	R600a
Refrigerant Charge	g	80	50	40
Input Power	W	280	270	280
Voltage / Frequency	V/Hz	220-240/50	220-240/50	220-240/50
Energy Consumption	kWh/24h	2,5	2	1,85
Internal Dimension (WxDxH)	mm	485 x 290 x 676	484 x 470 x 620	439 x 299 x 632
External Dimension (WxDxH)	mm	595 x 525 x 875	600 x 600 x 850	515 x 542 x 750
Packed Dimension (WxDxH)	mm	630 x 575 x 930	690 x 650 x 910	570 x 585 x 805
40ft Container Load	pcs	144	108	160

Upright Freezers



Lock



Wheels or adjustable legs as option

UF400SG-P

Upright Freezer

- Heated glass door
- LED interior light
- Electronic thermostat
- Lock
- Stainless steel cabinet
- Fixed freezing shelves
- Adjustable feet



UF200G-P

Upright Freezer

- Heated glass door
- LED interior light
- Electronic thermostat
- Lock
- Fixed freezing shelves
- Adjustable feet



UF400G-P

Upright Freezer

- Heated glass door
- LED interior light
- Electronic thermostat
- Lock
- Fixed freezing shelves
- Adjustable feet



MODEL		UF200G-P	UF400G-P	UF400SG-P
Gross / Net Volume	l	200 / 120	400 / 340	400 / 340
Gross / Net Weight	kg	62 / 57	95 / 90	95 / 90
Climate Class		4	4	4
Temperature Range	°C	-24 to -10	-24 to -10	-24 to -10
Door Number & Type		1 hinged heated glass door	1 hinged heated glass door	1 hinged heated glass door
Reversible door		No	No	No
Shelves Number & Type		2 fixed freezing shelves	7 fixed freezing shelves	7 fixed freezing shelves
Shelf Dimensions		490 x 380 mm	490 x 380 mm	490 x 380 mm
Interior Light		LED	LED	LED
Feet / Legs		2 adjustable feet	2 adjustable feet	2 adjustable feet
Castors		2 rollers	2 rollers	2 rollers
Exterior Finish		White RAL9016	White RAL9016	Stainless steel
Interior Finish		White RAL9016	White RAL9016	White RAL9016
Lock		Yes	Yes	Yes
Thermometer		Yes	Yes	Yes
Type of Controller		Electronic	Electronic	Electronic
Noise Level	db(A)	40	40	40
Type of Cooling		Static	Static	Static
Type of Defrost		Manual	Manual	Manual
Refrigerant		R290	R290	R290
Refrigerant Charge	g	50	110	110
Input Power	W	270	380	380
Voltage / Frequency	V/Hz	220-240/50	220-240/50	220-240/50
Energy Consumption	kWh/24h	2,1	2,5	2,5
Internal Dimension (WxDxH)	mm	484 x 470 x 620	484 x 470 x 1620	484 x 470 x 1620
External Dimension (WxDxH)	mm	600 x 600 x 850	600 x 600 x 1850	600 x 600 x 1850
Packed Dimension (WxDxH)	mm	690 x 650 x 910	690 x 650 x 2050	690 x 650 x 2050
40ft Container Load	pcs	108	54	54

Upright Freezers



Ventilated cooling



Adjustable shelves

UF400VSG-P

Upright Freezer

- Heated glass door
- LED interior light
- Electronic thermostat
- Ventilated cooling
- Automatic defrost
- Stainless steel cabinet
- Lock
- Adjustable shelves
- Adjustable feet



UF200VG-P Upright Freezer

- Heated glass door
- LED interior light
- Electronic thermostat
- Ventilated cooling
- Automatic defrost
- Lock
- Adjustable shelves
- Adjustable feet



UF200VSG-P Upright Freezer

- Heated glass door
- LED interior light
- Electronic thermostat
- Ventilated cooling
- Automatic defrost
- Stainless steel cabinet
- Lock
- Adjustable shelves
- Adjustable feet

MODEL		UF200VG-P	UF200VSG-P	UF400VG-P	UF400VSG-P
Gross / Net Volume	l	200 / 120	200 / 120	400 / 340	400 / 340
Gross / Net Weight	kg	49 / 44	49 / 44	84 / 79	84 / 79
Climate Class		4	4	4	4
Temperature Range	°C	-24 to -10	-24 to -10	-24 to -10	-24 to -10
Door Number & Type		1 hinged heated glass door	1 hinged heated glass door	1 hinged heated glass door	1 hinged heated glass door
Reversible door		No	No	No	No
Shelves Number & Type		3 wire shelves white	3 wire shelves white	4 wire shelves white	4 wire shelves white
Shelf Dimensions		490 x 380 mm	490 x 380 mm	490 x 380 mm	490 x 380 mm
Interior Light		LED	LED	LED	LED
Feet / Legs		2 adjustable feet	2 adjustable feet	2 adjustable feet	2 adjustable feet
Castors		2 rollers	2 rollers	2 rollers	2 rollers
Exterior Finish		White	SS430	White	SS430
Interior Finish		ABS	ABS	ABS	ABS
Lock		Yes	Yes	Yes	Yes
Thermometer		Yes	Yes	Yes	Yes
Type of Controller		Electronic	Electronic	Electronic	Electronic
Noise Level	db(A)	42	42	42	42
Type of Cooling		Ventilated	Ventilated	Ventilated	Ventilated
Type of Defrost		Automatic, hot gas	Automatic, hot gas	Automatic	Automatic
Refrigerant		R290	R290	R290	R290
Refrigerant Charge	g	45	45	80	80
Input Power	W	150	150	300	300
Voltage / Frequency	V/Hz	220-240/50	220-240/50	220-240/50	220-240/50
Energy Consumption	kWh/24h	2,5	2,5	8,14	8,14
Internal Dimension (WxDxH)	mm	484 x 470 x 620	484 x 470 x 620	484 x 470 x 1620	484 x 470 x 1620
External Dimension (WxDxH)	mm	600 x 600 x 850	600 x 600 x 850	600 x 600 x 1850	600 x 600 x 1850
Packed Dimension (WxDxH)	mm	690 x 650 x 910	690 x 650 x 910	690 x 650 x 2050	690 x 650 x 2050
40ft Container Load	pcs	108	108	54	54



Display Freezers



UFSC1600GCP-P

Display Freezer

- Adjustable shelves
- 2 separate cooling systems (higher safety)
- Improved product presentation
- Improved ventilated cooling
- LED illuminated canopy
- LED light inside door frame
- Less maintenance



Adjustable shelves



Digital thermostat



NF2500G-P Display Freezer

- Self-closing heated glass door
- LED illuminated canopy
- LED interior light
- Ventilated cooling
- Adjustable feet
- Adjustable shelves



NF5000G-P Display Freezer

- Self-closing heated glass doors
- LED illuminated canopy
- LED interior light
- Ventilated cooling
- Adjustable shelves
- Adjustable feet

MODEL		NF2500G-P	NF5000G-P	UFSC1600GCP-P
Gross / Net Volume	l	444 / 412	984 / 930	1252 / 891
Gross / Net Weight	kg	155 / 150	263 / 258	333 / 308
Climate Class		4	4	4
Temperature Range	°C	-24 to -12	-24 to -12	-23 to -18
Door Number & Type		1 self-closing heated glass door	2 self-closing heated glass doors	3 hinged self-closing glass doors
Reversible door		No	No	No
Shelves Number & Type		5 adjustable	10 adjustable	15 adjustable
Shelf Dimensions		510 x 488 mm	615 x 445 mm	465/535 x 470 mm
Interior Light		LED	LED	LED
Canopy Type		D-Shape	D-Shape	D-Shape
Canopy Light		LED	LED	LED
Feet / Legs		2 adjustable feet	2 adjustable feet	6 adjustable feet
Castors		2 rollers	2 rollers	6 wheels
Exterior Finish		White RAL9016	White RAL9016	White
Interior Finish		Coated steel	Coated steel	White painted steel
Lock		Yes	Yes	No
Thermometer		Yes	Yes	Yes
Type of Controller		Electronic	Electronic	Electronic
Noise Level	db(A)	53	53	53
Type of Cooling		Ventilated	Ventilated	Ventilated
Type of Defrost		Automatic	Automatic	Automatic
Refrigerant		R290	R290	R290
Refrigerant Charge	g	95	150	260
Input Power	W	850	1000	1555
Voltage / Frequency	V/Hz	220-240/50	220-240/50	220-240/50
Energy Consumption	kWh/24h	9,5	14,25	19,58
Internal Dimension (WxDxH)	mm	560 x 580 x 1270	1250 x 580 x 1270	1480 x 568 x 1518
External Dimension (WxDxH)	mm	680 x 720 x 1990	1370 x 720 x 1990	1600 x 762 x 2073
Packed Dimension (WxDxH)	mm	720 x 770 x 2150	1420 x 770 x 2150	1675 x 805 x 2124
40ft Container Load	pcs	48	24	14

Display Freezers



Strong handle



Lock

UFSC1450GCP-P

Display Freezer

- Self-closing heated glass doors
- Illuminated canopy
- Fan assisted cooling
- Digital thermometer
- Interior light
- Fixed shelves
- Adjustable feet

DID YOU KNOW?

We offer matching coolers for most of our upright freezers. For example, the UFSC/UFFS models match the popular FS/SCU Coolers.



UFSC370GCP-P

Display Freezer

- Heated glass door
- Illuminated canopy
- Fan assisted cooling
- Digital thermometer
- Interior light
- Fixed shelves
- Defrost water drain
- Adjustable feet



UFSC370G-P

Display Freezer

- Heated glass door
- Fan assisted cooling
- Digital thermometer
- Interior light
- Fixed shelves
- Defrost water drain
- Adjustable feet



MODEL		UFSC1450GCP-P	UFSC370GCP-P	UFSC370G-P
Gross / Net Volume	l	480 / 353	300 / 270	300 / 270
Gross / Net Weight	kg	131 / 117	103 / 92	100 / 90
Climate Class		4	4	4
Temperature Range	°C	-22 to -12	-24 to -14	-24 to -14
Door Number & Type		1 hinged heated self-closing glass door	1 heated hinged glass door	1 heated hinged glass door
Reversible door		No	No	No
Shelves Number & Type		6 fixed freezing shelves	6 fixed freezing shelves	6 fixed freezing shelves
Shelf Dimensions		560 x 399 mm	470 x 413 mm	470 x 413 mm
Interior Light		1 x Vertically LED right side	LED	LED
Canopy Type		D-Shape	D-Shape	-
Canopy Light		LED	LED	-
Feet / Legs		2 adjustable feet	2 adjustable feet	2 adjustable feet
Castors		2 rollers	2 rollers	2 rollers
Exterior Finish		White	White	White
Interior Finish		White painted steel	White	White
Lock		Yes	Yes	Yes
Thermometer		Yes	Yes	Yes
Type of Controller		Mechanical	Mechanical	Mechanical
Noise Level	db(A)	45	45	45
Type of Cooling		Fan assisted	Fan assisted	Fan assisted
Type of Defrost		Manual	Manual	Manual
Refrigerant		R290	R290	R290
Refrigerant Charge	g	100	85	85
Input Power	W	570	570	570
Voltage / Frequency	V/Hz	220-240/50	220-240/50	220-240/50
Energy Consumption	kWh/24h	11,5	10,51	10,51
Internal Dimension (WxDxH)	mm	577 x 495 x 1684	470 x 440 x 1545	470 x 440 x 1545
External Dimension (WxDxH)	mm	680 x 655 x 2090	595 x 640 x 1980	595 x 640 x 1840
Packed Dimension (WxDxH)	mm	760 x 705 x 2207	680 x 710 x 2050	680 x 710 x 1940
40ft Container Load	pcs	51	54	54

Display Freezers



Strong handle



Lock

UFFS370GCP-P

Display Freezer

- Heated glass door
- Illuminated canopy
- Fan assisted cooling
- Digital thermometer
- Interior light
- Fixed shelves
- Defrost water drain
- Adjustable feet



UFFS1450GCP-P

Display Freezer

- Heated self-closing glass door
- Illuminated canopy
- Fan assisted cooling
- Digital thermometer
- Interior light
- Fixed shelves
- Adjustable feet



UFFS370G-P

Display Freezer

- Heated glass door
- Fan assisted cooling
- Digital thermometer
- Interior light
- Fixed shelves
- Defrost water drain
- Adjustable feet



MODEL		UFFS1450GCP-P	UFFS370GCP-P	UFFS370G-P
Gross / Net Volume	l	480 / 353	300 / 270	300 / 270
Gross / Net Weight	kg	131 / 117	103 / 92	100 / 90
Climate Class		4	4	4
Temperature Range	°C	-22 to -12	-24 to -14	-24 to -14
Door Number & Type		1 hinged heated self-closing glass door	1 heated hinged glass door	1 heated hinged glass door
Reversible door		No	No	No
Shelves Number & Type		6 fixed freezing shelves	6 fixed freezing shelves	6 fixed freezing shelves
Shelf Dimensions		560 x 399 mm	470 x 413 mm	470 x 413 mm
Interior Light		LED	LED	LED
Canopy Type		D-Shape	D-Shape	-
Canopy Light		LED	LED	-
Feet / Legs		2 adjustable feet	2 adjustable feet	2 adjustable feet
Castors		2 rollers	2 rollers	2 rollers
Exterior Finish		White	White	White
Interior Finish		White painted steel	White	White
Lock		Yes	Yes	Yes
Thermometer		Yes	Yes	Yes
Type of Controller		Mechanical	Mechanical	Mechanical
Noise Level	db(A)	45	45	45
Type of Cooling		Fan assisted	Fan assisted	Fan assisted
Type of Defrost		Manual	Manual	Manual
Refrigerant		R290	R290	R290
Refrigerant Charge	g	100	85	85
Input Power	W	570	570	570
Voltage / Frequency	V/Hz	220-240/50	220-240/50	220-240/50
Energy Consumption	kWh/24h	11,5	10,51	10,51
Internal Dimension (WxDxH)	mm	577 x 495 x 1684	470 x 440 x 1555	470 x 440 x 1555
External Dimension (WxDxH)	mm	680 x 655 x 2090	595 x 640 x 1980	595 x 640 x 1840
Packed Dimension (WxDxH)	mm	760 x 705 x 2207	680 x 710 x 2050	680 x 710 x 1940
40ft Container Load	pcs	51	54	54



SUPERMARKET

Supermarket Freezers - Supermarket Coolers

Design of the TEFCOLD range of plug-in supermarket freezers focuses heavily on visual product presentation and low running costs.

The TWIN range, with its double cooling system, features innovative design. It reduces the amount of floor space needed and running costs, whilst increasing reliability. Instead of putting two freezers back-to-back, the TWIN is built as a single unit with no partition. The result is more space for content with a smaller footprint.

The TWIN units are ideal for supermarkets or grocery stores with limited space, as they have the same volume in litres as two standard freezers of the same length, despite less depth.

The space-saving can be used for more rows of freezer islands or to make more room for customers. Automatic defrosting and LED lighting are of course standard. The range also features a flexible version, able to switch between cooling and freezing.

The SHALLOW range has an extra-large panorama glass lid and is built for standard freezer island setups. The units can be arranged back-to-back and with end freezers. The large, angled panorama sliding lid allows full visibility for the products inside. The automatic defrosting function reduces maintenance costs, and prevents the formation of ice inside. These are amongst the most efficient units on the market, with very low electricity consumption.



TEFCOLD TWIN 220-F-P

Supermarket freezer that occupies less floorspace.

When you wish to save on total expenses and reduce the amount of floorspace needed.




Supermarket Freezers



SHALLOW 250-F-P

Supermarket Freezer

- Extra large panorama glass lids
- Can be arranged into islands
- Perfect display for frozen foods
- Low energy consumption
- Save on total expenses (operation plus investment costs)
- Automatic defrost



Divider system



Promotional shelves as
accessory



SHALLOW 150-F-P Supermarket Freezer

- Extra large panorama glass lids
- Can be arranged into islands
- Perfect display for frozen foods
- Low energy consumption
- Save on total expenses (operation plus investment costs)
- Automatic defrost

SHALLOW HEAD-F-P Supermarket Freezer

- Extra large panorama glass lids
- Can be arranged into islands
- Perfect display for frozen foods
- Low energy consumption
- Save on total expenses (operation plus investment costs)
- Automatic defrost

MODEL		SHALLOW 150-F-P	SHALLOW 200-F-P	SHALLOW 250-F-P	SHALLOW HEAD-F-P
Gross / Net Volume	l	590 / 400	800 / 580	1030 / 750	540 / 430
Gross / Net Weight	kg	141 / 98	168 / 127	198 / 127	162 / 121
Climate Class		3	3	3	3
Temperature Range	°C	-24 to -18	-24 to -18	-24 to -18	-24 to -18
Lid Number & Type		2 curved sliding temp. glass lids	2 curved sliding temp. glass lids	2 curved sliding temp. glass lids	2 curved sliding temp. glass lids
Number of dividers	pcs	2	2	2	2
Interior Light		LED	LED	LED	LED
Feet / Legs		4 adjustable legs	4 adjustable legs	4 adjustable legs	4 adjustable legs
Exterior Finish		White	White	White	White
Interior Finish		Powder coated steel	Powder coated steel	Powder coated steel	Powder coated steel
Thermometer		Yes	Yes	Yes	Yes
Type of Controller		Electronic	Electronic	Electronic	Electronic
Noise Level	db(A)	48	48	48	48
Type of Cooling		Static	Static	Static	Static
Type of Defrost		Automatic	Automatic	Automatic	Automatic
Refrigerant		R290	R290	R290	R290
Refrigerant Charge	g	120	120	160	120
Input Power	W	356	462	442	421
Voltage / Frequency	V/Hz	220-240/50	220-240/50	220-240/50	220-240/50
Energy Consumption	kWh/24h	5,8	5,9	6,8	6,1
Internal Dimension (WxDxH)	mm	1364 x 774 x 490	1864 x 774 x 490	2364 x 774 x 490	1834 x 774 x 400
External Dimension (WxDxH)	mm	1520 x 920 x 790	2020 x 920 x 790	2500 x 930 x 790	1990 x 920 x 790
Packed Dimension (WxDxH)	mm	1610 x 850 x 1020	2110 x 850 x 1020	2610 x 850 x 1020	2090 x 850 x 1020
40ft Container Load	pcs	42	33	24	33

Supermarket Freezers



TWIN 220-F-P

Supermarket Freezer

- Occupies less floor space
- Increased reliability
- Low energy consumption
- Save on total expenses (operation plus investment costs)
- Bumper bars
- Static cooling
- Automatic defrost



Island installation



Shelf as accessory



TWIN HEAD-F-P Supermarket Freezer

- Occupies less floor space
- Increased reliability
- Low energy consumption
- Save on total expenses (operation plus investment costs)
- Bumper bars
- Static cooling
- Automatic defrost



SSF200-P Supermarket Freezer

- Designed for Island installation
- Great product visibility
- Static cooling
- Bumper bars
- Adjustable legs

MODEL		SSF200-P	TWIN 220-F-P	TWIN HEAD-F-P
Gross / Net Volume	l	839 / 652	1697 / 1255	425 / 334
Gross / Net Weight	kg	160 / 105	251 / 198	125 / 85
Climate Class		3	3	3
Temperature Range	°C	-24 to -18	-24 to -18	-24 to -18
Lid Number & Type		2 flat sliding temp. glass lids	2 curved sliding temp. glass lids	2 curved sliding temp. glass lids
Number of dividers	pcs	2		
Interior Light		LED as option	LED	LED
Feet / Legs		4 adjustable legs	4 adjustable legs	4 adjustable legs
Exterior Finish		White	White	White
Interior Finish		Powder coated steel	Powder coated steel	Powder coated steel
Thermometer		Yes	Yes	Yes
Type of Controller		Electronic	Electronic	Electronic
Noise Level	db(A)	48	48	48
Type of Cooling		Static	Static	Static
Type of Defrost		Manual	Automatic	Automatic
Refrigerant		R290	R290	R290
Refrigerant Charge	g	120	190	80
Input Power	W	345	552	267
Voltage / Frequency	V/Hz	220-240/50	220-240/50	220-240/50
Energy Consumption	kWh/24h	4,5	9,2	3,9
Internal Dimension (WxDxH)	mm	1375 x 790 x 575	2000 x 1175 x 700	1190 x 605 x 620
External Dimension (WxDxH)	mm	2050 x 960 x 780	2150 x 1465 x 930	1470 x 812 x 915
Packed Dimension (WxDxH)	mm	2140 x 840 x 1030	2240 x 1050 x 1550	1530 x 1000 x 920
40ft Container Load	pcs	33	14	30



Supermarket Freezers/Coolers



TWIN 220-CF-P

Supermarket Cooler/Freezer

- Freezer / Cooler
- Occupies less floor space
- Increased reliability
- Low energy consumption
- Save on total expenses (operation plus investment costs)
- Bumper bars
- Static cooling
- Automatic defrost



Island installation



Shelf as accessory



TWIN HEAD-CF-P

Supermarket Cooler/Freezer

- Freezer / Cooler
- Occupies less floor space
- Increased reliability
- Low energy consumption
- Save on total expenses (operation plus investment costs)
- Bumper bars
- Static cooling
- Automatic defrost

DID YOU KNOW?

We have helped professional customers worldwide to keep temperatures down and sales up for more than 30 years.

MODEL		TWIN 220-CF-P	TWIN HEAD-CF-P
Gross / Net Volume	l	1697 / 1255	425 / 334
Gross / Net Weight	kg	251 / 198	125 / 85
Climate Class		3	3
Temperature Range	°C	-24 to -18	-24 to -18
Lid Number & Type		2 curved sliding temp. glass lids	2 curved sliding temp. glass lids
Interior Light		LED	LED
Feet / Legs		4 adjustable legs	4 adjustable legs
Exterior Finish		White	White
Interior Finish		Powder coated steel	Powder coated steel
Thermometer		Yes	Yes
Type of Controller		Electronic	Electronic
Noise Level	db(A)	54	46
Type of Cooling		Static	Static
Type of Defrost		Automatic	Automatic
Refrigerant		R290	R290
Refrigerant Charge	g	190	80
Input Power	W	522	267
Voltage / Frequency	V/Hz	220-240/50	220-240/50
Energy Consumption	kWh/24h	9,2	3,9
Internal Dimension (WxDxH)	mm	2000 x 1175 x 700	1190 x 605 x 620
External Dimension (WxDxH)	mm	2150 x 1465 x 930	1470 x 812 x 915
Packed Dimension (WxDxH)	mm	2240 x 1050 x 1550	1530 x 1000 x 920
40ft Container Load	pcs	14	30



TEFCOLD SE20-45-P

Easily access freezer with electronic thermostat and alarm.
Specialty freezer for extra low temperatures for optimal storage for instance fish.

Laboratory Freezers



SE40-45-P

Laboratory Freezer

- Electronic thermostat with alarm
- Strong steel inner liner
- Solid lid
- Castors with brake
- 1 wire basket, white



Strong handle



Electronic thermostat



SE20-45-P
Laboratory Freezer

- Electronic thermostat with alarm
- Strong steel inner liner
- Solid lid
- Castors with brake
- 1 wire basket, white



SE30-45-P
Laboratory Freezer

- Electronic thermostat with alarm
- Strong steel inner liner
- Solid lid
- Castors with brake
- 1 wire basket, white

MODEL		SE10-45-P	SE20-45-P	SE30-45-P	SE40-45-P
Gross / Net Volume	l	155 / 152	235 / 230	330 / 323	400 / 392
Gross / Net Weight	kg	54 / 49	62 / 57	76 / 71	83 / 78
Climate Class		3	3	3	3
Temperature Range	°C	-45 to -5	-45 to -5	-45 to -5	-45 to -5
Lid Number & Type		1 hinged solid lid	1 hinged solid lid	1 hinged solid lid	1 hinged solid lid
Basket Number & Type		1 Wire basket, white	1 Wire basket, white	1 Wire basket, white	1 Wire basket, white
Castors		4 wheels, 2 with brake	4 wheels, 2 with brake	4 wheels, 2 with brake	4 wheels, 2 with brake
Exterior Finish		White	White	White	White
Interior Finish		Powder coated steel	Powder coated steel	Powder coated steel	Powder coated steel
Lock		Yes	Yes	Yes	Yes
Thermometer		Yes	Yes	Yes	Yes
Type of Controller		Electronic	Electronic	Electronic	Electronic
Noise Level	db(A)	45	45	45	45
Type of Cooling		Static	Static	Static	Static
Type of Defrost		Manual	Manual	Manual	Manual
Refrigerant		R290	R290	R290	R290
Refrigerant Charge	g	40	55	61	70
Input Power	W	250	300	500	600
Voltage / Frequency	V/Hz	220-240/50	220-240/50	220-240/50	220-240/50
Energy Consumption	kWh/24h	3,45	3,55	5,15	5,52
Internal Dimension (WxDxH)	mm	570 x 440 x 705	820 x 440 x 705	1120 x 440 x 705	1340 x 440 x 705
External Dimension (WxDxH)	mm	734 x 705 x 945	984 x 705 x 945	1284 x 705 x 945	1504 x 705 x 945
Packed Dimension (WxDxH)	mm	850 x 710 x 1000	1050 x 710 x 990	1350 x 710 x 990	1580 x 710 x 1050
40ft Container Load	pcs	102	70	50	44

Medical Cabinets



MSU400-I

Medical Cooler

- Hinged glass door
- Electronic thermostat
- Audible alarm signal
- External alarm connection
- Fan assisted cooling
- Adjustable shelves
- Automatic defrost
- Adjustable feet



Thermostat with audible and external alarm



Evaporator cover preventing damaged medicine



MSU300-I


Medical Cooler

- Hinged glass door
- Electronic thermostat
- Audible alarm signal
- External alarm connection
- Fan assisted cooling
- Adjustable shelves
- Automatic defrost
- Adjustable feet

DID YOU KNOW?

We are committed to providing a high level of quality and service. Therefore our products are tested at the factories and in one of our 2 test laboratories to maintain our high standards.

MODEL	MSU300-I	MSU400-I
Gross / Net Volume	l 290 / 260	372 / 347
Gross / Net Weight	kg 79.3 / 70	84.9 / 75.5
Climate Class	4	4
Temperature Range	°C 2 to 10	2 to 10
Door Number & Type	1 hinged glass door	1 hinged glass door
Reversible door	Yes	Yes
Shelves Number & Type	4 wire shelves white	5 wire shelves white
Shelf Dimensions	490 x 360 mm	490 x 360 mm
Interior Light	LED	LED
Canopy Light	15 W Neon	15 W Neon
Feet / Legs	2 adjustable feet	2 adjustable feet
Castors	2 rollers	2 rollers
Exterior Finish	White	White
Interior Finish	ABS	ABS
Lock	Yes	Yes
Thermometer	Yes	Yes
Type of Controller	Electronic with alarm	Electronic with alarm
Noise Level	db(A) 45	45
Type of Cooling	Fan assisted	Fan assisted
Type of Defrost	Automatic	Automatic
Refrigerant	R600a	R600a
Refrigerant Charge	g 80	80
Input Power	W 266	295
Voltage / Frequency	V/Hz 220-240/50	220-240/50
Energy Consumption	kWh/24h 2	2,3
Internal Dimension (WxDxH)	mm 470 x 440 x 1347	470 x 440 x 1555
External Dimension (WxDxH)	mm 595 x 640 x 1635	595 x 640 x 1840
Packed Dimension (WxDxH)	mm 680 x 710 x 1740	680 x 710 x 1940
40ft Container Load	pcs 54	54



COLDROOMS

Cooler Rooms - Freezer Rooms

Coldrooms are perfect as plug-in with quick and easy assemble. The cooling units comes completely pre-mounted in a panel and does not require extra expert knowledge. There is no need for cutting or drilling when assembling.

The interchangeable modular panels even allow varies positioning of both the panel with the cooling unit and the panel with the door.

The coldroom can be used in both restaurants, delis, cafes etc. They are a great way to create optimal and efficient cooling space at a very affordable price. Cold rooms is a perfect and easy accessible way to store foods, dairy products and beverages.

The many different coldroom sizes give a good fit in most conditions. Coldrooms are available as both cooler and freezer models. Shelves are optional.



TEFCOLD COLDROOM GUIDE

Our coldroom is easy to install – a plug-in solution.
When you need larger capacity for chilled or frozen storage.


Coldrooms



CR1414C

Coldroom

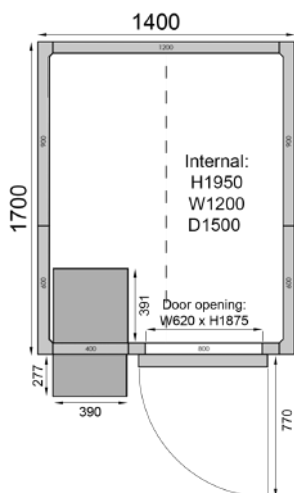
- Easy to assembly
- Plug-In - ready after assembly
- Many customisation possibilities
- Easy access to products



Strong handle



Cooling unit



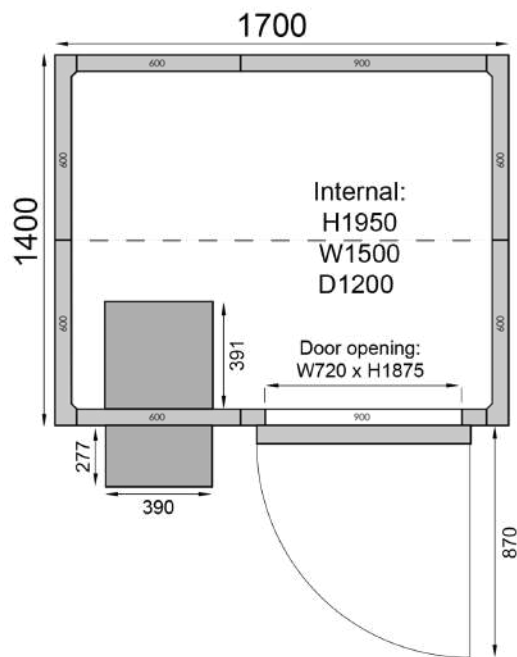
CR1417C Coldroom

- Easy to assembly
- Plug-In - ready after assembly
- Many customisation possibilities
- Easy access to products

MODEL	CR1414C	CR1417C
Gross / Net Volume	l 2998 / 2998	3724 / 3724
Gross / Net Weight	kg 326 / 278	357 / 306
Climate Class	4	4
Temperature Range	°C -2 to 8	-2 to 8
Exterior Finish	Steel panels, with polyester coating	Steel panels, with polyester coating
Interior Finish	Steel panels, with polyester coating	Steel panels, with polyester coating
Lock	Yes	Yes
Type of Controller	Electronic	Electronic
Type of Cooling	Ventilated	Ventilated
Type of Defrost	Automatic, hot gas	Automatic, hot gas
Refrigerant	R452A	R452A
Refrigerant Charge	q 450	450
Input Power	W 850	850
Voltage / Frequency	V/Hz 220-240/50	220-240/50
Energy Consumption	kWh/24h 8,6	8,6
Internal Dimension (WxDxH)	mm 1240 x 1240 x 1950	1240 x 1540 x 1950
External Dimension (WxDxH)	mm 1400 x 1400 x 2110	1400 x 1700 x 2110
Packed Dimension (WxDxH)	mm 2200 x 1580 x 800	2200 x 1580 x 1000
40ft Container Load	pcs 12	12




Coldrooms



CR1714C

Coldroom

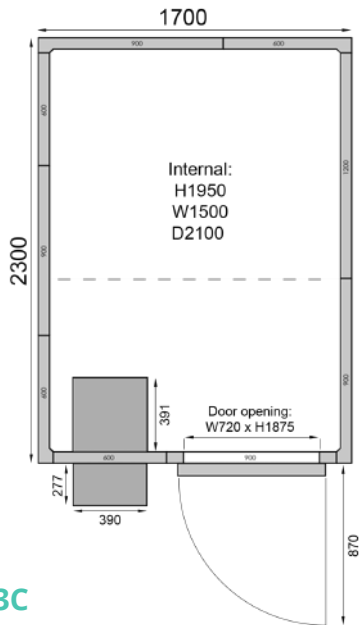
- Easy to assembly
- Plug-In - ready after assembly
- Many customisation possibilities
- Easy access to products



Strong handle



Cooling unit



CR1723C

Coldroom

- Easy to assembly
- Plug-In - ready after assembly
- Many customisation possibilities
- Easy access to products

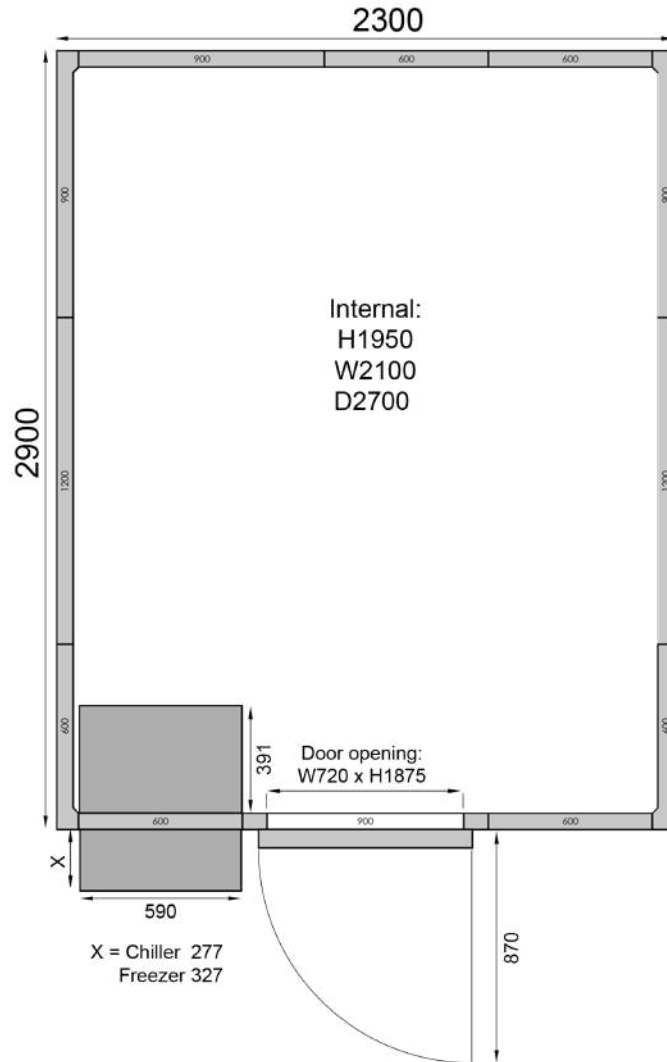
DID YOU KNOW?

We have helped professional customers worldwide to keep temperatures down and sales up for more than 30 years.

MODEL	CR1714C	CR1723C
Gross / Net Volume	l 3724 / 3724	6426 / 6426
Gross / Net Weight	kg 385 / 331	496 / 412
Climate Class	4	4
Temperature Range	°C -2 to 8	-2 to 8
Exterior Finish	Steel panels, with polyester coating	Steel panels, with polyester coating
Interior Finish	Steel panels, with polyester coating	Steel panels, with polyester coating
Lock	Yes	Yes
Type of Controller	Electronic	Electronic
Type of Cooling	Ventilated	Ventilated
Type of Defrost	Automatic, hot gas	Automatic, hot gas
Refrigerant	R452A	R452A
Refrigerant Charge	q 450	485
Input Power	W 850	900
Voltage / Frequency	V/Hz 220-240/50	220-240/50
Energy Consumption	kWh/24h 8,6	9,3
Internal Dimension (WxDxH)	mm 1540 x 1240 x 1950	1540 x 2140 x 1950
External Dimension (WxDxH)	mm 1700 x 1400 x 2110	1700 x 2300 x 2110
Packed Dimension (WxDxH)	mm 2200 x 1180 x 1000	2200 x 1380 x 1200
40ft Container Load	pcs 12	10




Coldrooms



CR2329C

Coldroom


- Easy to assembly
- Plug-In - ready after assembly
- Many customisation possibilities
- Easy access to products



Strong handle



Cooling unit



CR2323C
Coldroom

- Easy to assembly
- Plug-In - ready after assembly
- Many customisation possibilities
- Easy access to products



CR2020C
Coldroom

- Easy to assembly
- Plug-In - ready after assembly
- Many customisation possibilities
- Easy access to products

MODEL		CR2020C	CR2323C	CR2329C
Gross / Net Volume	l	6602 / 6602	8930 / 8930	11464 / 11464
Gross / Net Weight	kg	449 / 389	589 / 517	673 / 594
Climate Class		4	4	4
Temperature Range	°C	-2 to 8	-2 to 8	-2 to 8
Exterior Finish		Steel panels, with polyester coating	Steel panels, with polyester coating	Steel panels, with polyester coating
Interior Finish		Steel panels, with polyester coating	Steel panels, with polyester coating	Steel panels, with polyester coating
Lock		Yes	Yes	Yes
Type of Controller		Electronic	Electronic	Electronic
Type of Cooling		Ventilated	Ventilated	Ventilated
Type of Defrost		Automatic, hot gas	Automatic, hot gas	Automatic, hot gas
Refrigerant		R452A	R452A	R452A
Refrigerant Charge	q	485	700	800
Input Power	W	900	1140	1200
Voltage / Frequency	V/Hz	220-240/50	220-240/50	220-240/50
Energy Consumption	kWh/24h	9,3	11,4	14,1
Internal Dimension (WxDxH)	mm	1840 x 1840 x 1950	2140 x 1240 x 1950	2140 x 2740 x 1950
External Dimension (WxDxH)	mm	2000 x 2000 x 2110	2300 x 2300 x 2100	2300 x 2900 x 2110
Packed Dimension (WxDxH)	mm	2200 x 1180 x 1200	2460 x 1380 x 1400	2460 x 1380 x 1600
40ft Container Load	pcs	10	8	8




Coldrooms



CR1714F

Coldroom

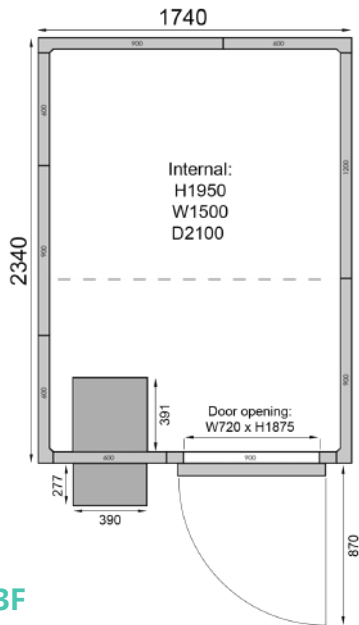
- Easy to assembly
- Plug-In - ready after assembly
- Many customisation possibilities
- Easy access to products



Strong handle



Cooling unit



CR1723F Coldroom

- Easy to assembly
- Plug-In - ready after assembly
- Many customisation possibilities
- Easy access to products

MODEL	CR1714F	CR1723F
Gross / Net Volume	l 3724 / 3724	6426 / 6426
Gross / Net Weight	kg 388 / 334	499 / 415
Climate Class	4	4
Temperature Range	°C -23 to -18	-23 to -18
Exterior Finish	Steel panels, with polyester coating	Steel panels, with polyester coating
Interior Finish	Steel panels, with polyester coating	Steel panels, with polyester coating
Lock	Yes	Yes
Type of Controller	Electronic	Electronic
Type of Cooling	Ventilated	Ventilated
Type of Defrost	Automatic, hot gas	Automatic, hot gas
Refrigerant	R452A	R452A
Refrigerant Charge	q 440	600
Input Power	W 940	1115
Voltage / Frequency	V/Hz 220-240/50	220-240/50
Energy Consumption	kWh/24h 17,6	19,5
Internal Dimension (WxDxH)	mm 1540 x 1240 x 1950	1540 x 2140 x 1950
External Dimension (WxDxH)	mm 1700 x 1400 x 2110	1700 x 2300 x 2110
Packed Dimension (WxDxH)	mm 2200 x 1180 x 1000	2200 x 1380 x 1200
40ft Container Load	pcs 12	10


Coldrooms



CR2020F

Coldroom

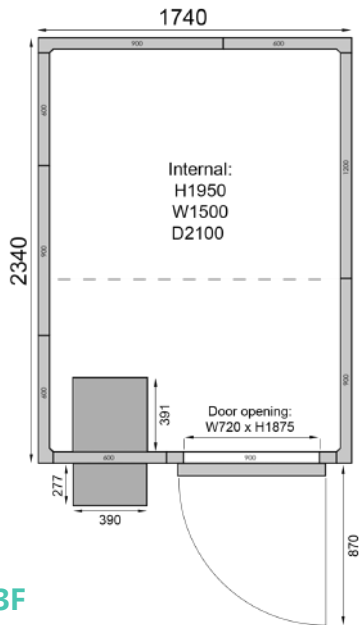
- Easy to assembly
- Plug-In - ready after assembly
- Many customisation possibilities
- Easy access to products



Strong handle

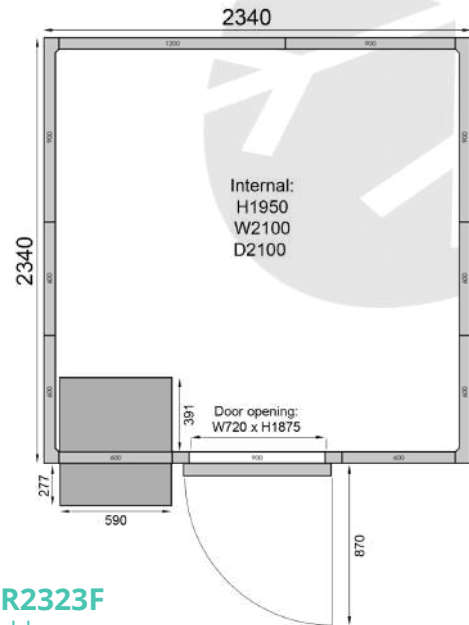


Cooling unit



CR1723F Coldroom

- Easy to assembly
- Plug-In - ready after assembly
- Many customisation possibilities
- Easy access to products



CR2323F Coldroom

- Easy to assembly
- Plug-In - ready after assembly
- Many customisation possibilities
- Easy access to products

MODEL		CR1723F	CR2020F	CR2323F
Gross / Net Volume	l	6426 / 6426	6602 / 6602	8930 / 8930
Gross / Net Weight	kg	499 / 415	452 / 392	589 / 517
Climate Class		4	4	4
Temperature Range	°C	-23 to -18	-23 to -18	-23 to -18
Exterior Finish		Steel panels, with polyester coating	Steel panels, with polyester coating	Steel panels, with polyester coating
Interior Finish		Steel panels, with polyester coating	Steel panels, with polyester coating	Steel panels, with polyester coating
Lock		Yes	Yes	Yes
Type of Controller		Electronic	Electronic	Electronic
Type of Cooling		Ventilated	Ventilated	Ventilated
Type of Defrost		Automatic, hot gas	Automatic, hot gas	Automatic, hot gas
Refrigerant		R452A	R452A	R452A
Refrigerant Charge	q	600	600	980
Input Power	W	1115	1115	1430
Voltage / Frequency	V/Hz	220-240/50	220-240/50	220-240/50
Energy Consumption	kWh/24h	19,5	19,5	24,4
Internal Dimension (WxDxH)	mm	1540 x 2140 x 1950	1840 x 1840 x 1950	2140 x 1240 x 1950
External Dimension (WxDxH)	mm	1700 x 2300 x 2110	2000 x 2000 x 2110	2300 x 2300 x 2100
Packed Dimension (WxDxH)	mm	2200 x 1380 x 1200	2200 x 1180 x 1200	2460 x 1380 x 1400
40ft Container Load	pcs	10	10	8



UPRIGHT CABINETS

Stainless Steel Upright Freezers - Stainless Steel Upright Coolers

TEFCOLD stainless steel cooler cabinets and freezers are used for storage in professional kitchens. They come in high quality SS304 stainless steel, approved for industrial kitchens.

Most models are available as cooler or freezer, making it possible to match them up.

And remember that our stainless steel cooler cabinets and freezers are mounted on heavy duty wheels as standard, making kitchen cleaning even easier.



TEFCOLD RK710G-P

Gastro upright cooler in stainless steel.
When you need visible and easy access to cold storage.

Gastro - Upright Cabinets



Fish trays with SS304 bottom shelf



Castors with and without brake

RKS600-I

Fish Cooler

- Designed for fish
- Stainless steel
- Reversible solid door
- Ventilated cooling
- Lock
- Self-closing door
- Adjustable shelves GN2/1
- Strong wheels



RF500SNACK-P

Snack Freezer

- Reversible solid door
- Stainless steel
- Static cooling
- Lock
- Self-closing door
- Adjustable shelves
- Adjustable feet



RK500SNACK-I

Snack Cooler

- Reversible solid door
- Stainless steel
- Fan assisted cooling
- Lock
- Self-closing door
- Adjustable shelves
- Adjustable feet



MODEL		RF500SNACK-P	RK500SNACK-I	RKS600-I
Gross / Net Volume	l	450 / 429	450 / 429	560 / 507
Gross / Net Weight	kg	140 / 130	140 / 130	145 / 135
Net Volume Energy Rating	l		313	
Climate Class		4	4	4
Temperature Range	°C	-24 to -10	-2 to 8	-6 to 8
Door Number & Type		1 hinged self-closing solid door	1 hinged self-closing solid door	1 hinged self-closing solid door
Reversible door		Yes	Yes	Yes
Shelves Number & Type		3 wire shelves white	wire shelves white	fish trays
Shelf Dimensions		530 x 540 mm	530 x 540 mm	GN2/1
Feet / Legs		4 adjustable feet	4 adjustable feet	-
Castors		-	-	4 wheels, 2 with brake
Exterior Finish		SS304	SS304	SS304
Interior Finish		SS304	SS304	SS304
Lock		Yes	Yes	Yes
Thermometer		Yes	Yes	Yes
Type of Controller		Electronic	Electronic	Electronic
Noise Level	db(A)	42	42	42
Type of Cooling		Static	Fan assisted	Static
Type of Defrost		Manual	Automatic	Automatic
Refrigerant		R290	R600a	R600a
Refrigerant Charge	g	100	90	85
Input Power	W	490	353	353
Voltage / Frequency	V/Hz	220-240/50	220-240/50	220-240/50
Energy Consumption	kWh/24h	5,12	1,12	1,19
Energy Classification		-	C	-
Internal Dimension (WxDxH)	mm	560 x 553 x 1380	560 x 553 x 1380	560 x 653 x 1396
External Dimension (WxDxH)	mm	680 x 700 x 1900	680 x 700 x 1900	680 x 810 x 2010
Packed Dimension (WxDxH)	mm	715 x 745 x 2135	745 x 720 x 2130	715 x 840 x 2050
40ft Container Load	pcs	48	48	39

Gastro - Upright Cabinets



RK1010-P

Upright Cooler

- Stainless steel
- Ventilated cooling
- Lock
- Self-closing doors
- Adjustable shelves
- Strong wheels



Adjustable shelves



Automatic defrost system



RF505-P

Upright Freezer

- Reversible solid door
- Stainless steel
- Ventilated cooling
- Lock
- Self-closing door
- Adjustable shelves
- Strong wheels

D



RK505-I

Upright Cooler

- Reversible solid door
- Stainless steel
- Ventilated cooling
- Lock
- Self-closing door
- Adjustable shelves GN2/1
- Strong wheels

C

MODEL		RF1010-P	RF505-P	RK1010-P	RK505-I
Gross / Net Volume	l	976 / 900	466 / 429	976 / 900	466 / 429
Gross / Net Weight	kg	194 / 189	135 / 130	184 / 179	132 / 128
Net Volume Energy Rating	l	620	313	620	313
Climate Class		4	4	4	4
Temperature Range	°C	-24 to -18	-24 to -18	-2 to 8	-2 to 8
Door Number & Type		2 hinged self-closing solid doors	1 hinged self-closing solid door	2 hinged self-closing solid doors	1 hinged self-closing solid door
Reversible door		No	Yes	No	Yes
Shelves Number & Type		6 wire shelves white	3 wire shelves white	6 wire shelves white	wire shelves white
Shelf Dimensions		530 x 540 mm	530 x 540 mm	530 x 540 mm	530 x 540 mm
Castors		4 wheels, 2 with brake	4 wheels, 2 with brake	4 wheels, 2 with brake	4 wheels, 2 with brake
Exterior Finish		SS304	SS304	SS304	SS304
Interior Finish		SS304	SS304	SS304	SS304
Lock		Yes	Yes	Yes	Yes
Thermometer		Yes	Yes	Yes	Yes
Type of Controller		Electronic	Electronic	Electronic	Electronic
Noise Level	db(A)	45	45	45	45
Type of Cooling		Ventilated	Ventilated	Ventilated	Ventilated
Type of Defrost		Automatic	Automatic	Automatic	Automatic
Refrigerant		R290	R290	R290	R600a
Refrigerant Charge	g	145	100	150	90
Input Power	W	740	490	400	255
Voltage / Frequency	V/Hz	220-240/50	220-240/50	220-240/50	220-240/50
Energy Consumption	kWh/24h	8,23	5,12	1,76	1,22
Energy Classification		D	D	C	C
Internal Dimension (WxDxH)	mm	1220 x 553 x 1386	560 x 553 x 1386	1220 x 553 x 1386	560 x 553 x 1386
External Dimension (WxDxH)	mm	1340 x 700 x 2010	680 x 700 x 2010	1340 x 700 x 2010	680 x 700 x 2010
Packed Dimension (WxDxH)	mm	1400 x 800 x 2150	750 x 800 x 2150	1400 x 800 x 2150	750 x 800 x 2150
40ft Container Load	pcs	22	48	22	48

Gastro - Upright Cabinets



RK1420-P

Upright Cooler GN2/1

- Stainless steel
- Ventilated cooling
- Lock
- Self-closing doors
- Adjustable shelves GN2/1
- Strong wheels



Adjustable shelves



Castors with and without brake



RF1420-P
Upright Freezer GN2/1

- Stainless steel
- Ventilated cooling
- Lock
- Self-closing doors
- Adjustable shelves GN2/1
- Strong wheels



RK1420G-P
Upright Cooler GN2/1

- Hinged glass door
- Stainless steel
- Ventilated cooling
- Lock
- Self-closing doors
- Adjustable shelves GN2/1
- Strong wheels

D

MODEL		RF1420-P	RK1420G-P	RK1420-P
Gross / Net Volume	l	1410 / 1325	1410 / 1325	1410 / 1325
Gross / Net Weight	kg	234 / 224	241 / 218	221 / 198
Net Volume Energy Rating	l	1004		1004
Climate Class		4	4	4
Temperature Range	°C	-24 to -18	-2 to 10	-2 to 10
Door Number & Type		2 hinged self-closing solid doors	2 hinged self-closing glass doors	2 hinged self-closing solid doors
Shelves Number & Type		6 wire shelves white	6 wire shelves white	6 wire shelves white
Shelf Dimensions		GN2/1	GN2/1	GN2/1
Interior Light		LED	LED	LED
Castors		4 wheels, 2 with brake	4 wheels, 2 with brake	4 wheels, 2 with brake
Exterior Finish		SS304	SS304	SS304
Interior Finish		SS304	SS304	SS304
Lock		Yes	Yes	Yes
Thermometer		Yes	Yes	Yes
Type of Controller		Electronic	Electronic	Electronic
Noise Level	db(A)	48	48	48
Type of Cooling		Ventilated	Ventilated	Ventilated
Type of Defrost		Automatic	Automatic	Automatic
Refrigerant		R290	R290	R290
Refrigerant Charge	g	150	150	150
Input Power	W	730	320	320
Voltage / Frequency	V/Hz	220-240/50	220-240/50	220-240/50
Energy Consumption	kWh/24h	12,48	4,1	2,82
Energy Classification		D	-	C
Internal Dimension (WxDxH)	mm	1360 x 685 x 1396	1360 x 685 x 1396	1360 x 685 x 1396
External Dimension (WxDxH)	mm	1480 x 850 x 2010	1480 x 850 x 2010	1480 x 850 x 2010
Packed Dimension (WxDxH)	mm	1510 x 880 x 2070	1510 x 880 x 2070	1510 x 880 x 2070
40ft Container Load	pcs	15	15	15

Gastro - Upright Cabinets



Adjustable shelves



Euronorm kit as option

RK710-P

Upright Cooler GN2/1

- Reversible solid door
- Stainless steel
- Ventilated cooling
- Lock
- Self-closing door
- Adjustable shelves GN2/1
- Strong wheels

C



RF710-P
Upright Freezer GN2/1

- Reversible solid door
- Stainless steel
- Ventilated cooling
- Lock
- Self-closing door
- Adjustable shelves GN2/1
- Strong wheels



RK710G-P
Upright Cooler GN2/1

- Reversible self-closing glass door
- Stainless steel
- Ventilated cooling
- Lock
- Adjustable shelves GN2/1
- Strong wheels

D

MODEL		RF710-P	RK710G-P	RK710-P
Gross / Net Volume	l	650 / 597	650 / 597	650 / 597
Gross / Net Weight	kg	153 / 148	158 / 144	148 / 134
Net Volume Energy Rating	l	473		473
Climate Class		4	4	4
Temperature Range	°C	-24 to -18	2 to 10	-2 to 10
Door Number & Type		1 hinged self-closing solid door	1 hinged self-closing glass door	1 hinged self-closing solid door
Reversible door		Yes	Yes	Yes
Shelves Number & Type		3 wire shelves white	3 wire shelves white	3 wire shelves white
Shelf Dimensions		GN2/1	GN2/1	GN2/1
Interior Light		LED	LED	LED
Castors		4 wheels, 2 with brake	4 wheels, 2 with brake	4 wheels, 2 with brake
Exterior Finish		SS304	SS304	SS304
Interior Finish		SS304	SS304	SS304
Lock		Yes	Yes	Yes
Thermometer		Yes	Yes	Yes
Type of Controller		Electronic	Electronic	Electronic
Noise Level	db(A)	45	48	48
Type of Cooling		Ventilated	Ventilated	Ventilated
Type of Defrost		Automatic	Automatic	Automatic
Refrigerant		R290	R290	R290
Refrigerant Charge	g	90	95	95
Input Power	W	650	315	315
Voltage / Frequency	V/Hz	220-240/50	220-240/50	220-240/50
Energy Consumption	kWh/24h	7,19	2,83	1,53
Energy Classification		D	-	C
Internal Dimension (WxDxH)	mm	624 x 685 x 1396	624 x 685 x 1396	624 x 685 x 1396
External Dimension (WxDxH)	mm	740 x 850 x 2010	740 x 850 x 2010	740 x 850 x 2010
Packed Dimension (WxDxH)	mm	770 x 880 x 2070	770 x 880 x 2070	770 x 880 x 2070
40ft Container Load	pcs	39	39	39

Upright Bakery Freezers



Castors with and without brake



Guides for Bakery trays

BF850-P

Upright Bakery Freezer

- Reversible solid door
- Stainless steel
- Ventilated cooling
- Lock
- Self-closing door
- Guides for 600x800 bakery trays
- Strong wheels

D



BK850-P

Upright Bakery Cooler

- Reversible solid door
- Stainless steel
- Ventilated cooling
- Lock
- Self-closing door
- Guides for 600x800 bakery trays
- Strong wheels

C

DID YOU KNOW?

We have more than 35,000 units in stock all year – In high seasons even more.

If you are buying in large volumes, we also ship directly from our production facilities.

MODEL		BF850-P	BK850-P
Gross / Net Volume	l	850 / 737	850 / 737
Gross / Net Weight	kg	161 / 143	161 / 143
Climate Class		4	4
Temperature Range	°C	-24 to -18	-2 to 10
Door Number & Type		1 hinged self-closing solid door	1 hinged self-closing solid door
Reversible door		Yes	Yes
Shelves Number & Type		guides for bakery trays	guides for bakery trays
Interior Light		LED	LED
Castors		4 wheels, 2 with brake	4 wheels, 2 with brake
Exterior Finish		SS304	SS304
Interior Finish		SS304	SS304
Thermometer		Yes	Yes
Type of Controller		Electronic	Electronic
Noise Level	db(A)	48	48
Type of Cooling		Ventilated	Ventilated
Type of Defrost		Automatic	Automatic
Refrigerant		R290	R290
Refrigerant Charge	g	115	100
Input Power	W	700	330
Voltage / Frequency	V/Hz	220-240/50	220-240/50
Energy Consumption	kWh/24h	8,63	2,17
Energy Classification		D	C
Internal Dimension (WxDxH)	mm	624 x 846 x 1396	624 x 846 x 1396
External Dimension (WxDxH)	mm	740 x 990 x 2010	740 x 990 x 2010
Packed Dimension (WxDxH)	mm	770 x 880 x 2070	770 x 880 x 2070
40ft Container Load	pcs	39	39

Gastro - Upright Cabinets



Plastic baskets as option



Wheels or adjustable legs as option

UF550S-I

Upright Freezer

- Reversible solid door
- Electronic thermostat
- Stainless steel cabinet
- Fixed freezing shelves
- Adjustable feet



UF550-I Upright Freezer

- Reversible solid door
- Electronic thermostat
- Fixed freezing shelves
- Adjustable feet



UR550S-I Upright Cooler

- Reversible solid door
- Electronic thermostat
- Fan assisted cooling
- Lock
- Stainless steel cabinet
- Adjustable shelves
- Adjustable feet

C

MODEL		UF550-I	UF550S-I	UR550-I	UR550S-I
Gross / Net Volume	l	461 / 420	461 / 420	461 / 420	461 / 420
Gross / Net Weight	kg	101 / 94	101 / 94	101 / 94	101 / 94
Net Volume Energy Rating	l			410	410
Climate Class		4	4	4	4
Temperature Range	°C	-24 to -10	-24 to -10	0 to 10	0 to 10
Door Number & Type		1 hinged solid door	1 hinged solid door	1 hinged solid door	1 hinged solid doors
Reversible door		Yes	Yes	Yes	Yes
Shelves Number & Type		6 fixed freezing shelves	6 fixed freezing shelves	4 wire shelves white	4 wire shelves white
Shelf Dimensions		GN2/1	GN2/1	GN2/1	GN2/1
Interior Light		No	No	No	No
Feet / Legs		2 adjustable feet	2 adjustable feet	2 adjustable feet	2 adjustable feet
Castors		2 rollers	2 rollers	2 rollers	2 rollers
Exterior Finish		White RAL9016	SS430	White	SS430
Interior Finish		White RAL9016	White RAL9016	White ABS	White ABS
Lock		Yes	Yes	Yes	Yes
Thermometer		Yes	Yes	Yes	Yes
Type of Controller		Electronic	Electronic	Electronic	Electronic
Noise Level	db(A)	45	45	45	45
Type of Cooling		Static	Static	Fan assisted	Fan assisted
Type of Defrost		Manual	Manual	Automatic	Automatic
Refrigerant		R600a	R600a	R600a	R600a
Refrigerant Charge	g	130	130	95	95
Input Power	W	190	190	130	130
Voltage / Frequency	V/Hz	220-240/50	220-240/50	220-240/50	220-240/50
Energy Consumption	kWh/24h	2,24	2,24	1,7	1,7
Energy Classification		-	-	C	C
Internal Dimension (WxDxH)	mm	600 x 555 x 1469	600 x 555 x 1469	600 x 555 x 1469	600 x 555 x 1469
External Dimension (WxDxH)	mm	777 x 720 x 1720	777 x 720 x 1720	777 x 720 x 1720	777 x 720 x 1720
Packed Dimension (WxDxH)	mm	850 x 770 x 1900	850 x 770 x 1900	850 x 770 x 1890	850 x 770 x 1890
40ft Container Load	pcs	42	42	42	42

Gastro - Upright Cabinets



Plastic baskets as option



Wheels or adjustable legs as option

UF600S-I

Upright Freezer GN2/1

- Reversible solid door
- Electronic thermostat
- Stainless steel cabinet
- Fixed freezing shelves
- Adjustable feet



UF600-I
Upright Freezer GN2/1

- Reversible solid door
- Electronic thermostat
- Fixed freezing shelves
- Adjustable feet



UR600S-I
Upright Cooler GN2/1

- Reversible solid door
- Electronic thermostat
- Fan assisted cooling
- Lock
- Stainless steel cabinet
- Adjustable shelves GN2/1
- Adjustable feet



MODEL		UF600-I	UF600S-I	UR600-I	UR600S-I
Gross / Net Volume	l	605 / 555	605 / 555	605 / 570	605 / 570
Gross / Net Weight	kg	112 / 107	112 / 107	112 / 107	112 / 107
Net Volume Energy Rating	l			476	476
Climate Class		4	4	4	4
Temperature Range	°C	-24 to -10	-24 to -10	0 to 10	0 to 10
Door Number & Type		1 hinged solid door	1 hinged solid door	1 hinged solid door	1 hinged solid door
Reversible door		Yes	Yes	Yes	Yes
Shelves Number & Type		6 fixed freezing GN2/1	6 fixed freezing GN2/1	4 wire shelves white	4 wire shelves white
Shelf Dimensions		GN2/1	GN2/1	GN2/1	GN2/1
Interior Light		No	No	No	No
Feet / Legs		2 adjustable feet	2 adjustable feet	2 adjustable feet	2 adjustable feet
Castors		2 rollers	2 rollers	2 rollers	2 rollers
Exterior Finish		White	SS430	White	SS430
Interior Finish		ABS	ABS	White ABS	ABS
Lock		Yes	Yes	Yes	Yes
Thermometer		Yes	Yes	Yes	Yes
Type of Controller		Electronic	Electronic	Electronic	Electronic
Noise Level	db(A)	45	45	45	45
Type of Cooling		Static	Static	Fan assisted	Fan assisted
Type of Defrost		Manual	Manual	Automatic	Automatic
Refrigerant		R600a	R600a	R600a	R600a
Refrigerant Charge	g	130	130	100	100
Input Power	W	190	190	130	130
Voltage / Frequency	V/Hz	220-240/50	220-240/50	220-240/50	220-240/50
Energy Consumption	kWh/24h	2,24	2,24	1,84	1,84
Energy Classification		-	-	C	C
Internal Dimension (WxDxH)	mm	653 x 580 x 1680	653 x 580 x 1680	653 x 580 x 1680	653 x 580 x 1680
External Dimension (WxDxH)	mm	777 x 750 x 1900	777 x 750 x 1900	777 x 750 x 1900	777 x 750 x 1900
Packed Dimension (WxDxH)	mm	850 x 770 x 2070	850 x 770 x 2070	850 x 770 x 2070	850 x 770 x 2070
40ft Container Load	pcs	42	42	42	42



TEFCOLD CK7210-I

Counter in stainless steel with cooling storage – with doors or drawers.
Perfect for food preparation and storage in food service industry.

Counter Chillers



CK7410-I

Counter Cooler GN1/1

- Stainless steel
- Ventilated cooling
- Automatic defrost
- Self-closing doors
- Removeable table top with splashback
- Adjustable legs



GN1/1 shelves



Drawers available as separate kit



CK7240-I Counter Cooler GN1/1

- Stainless steel
- Ventilated cooling
- Automatic defrost
- Removeable table top with splashback
- Adjustable legs
- GN1/1 Drawers

B



CK7310-I Counter Cooler GN1/1

- Stainless steel
- Ventilated cooling
- Automatic defrost
- Self-closing doors
- Removeable table top with splashback
- Adjustable legs

B

MODEL		CK7210-I	CK7240-I	CK7310-I	CK7360-I	CK7410-I
Gross / Net Volume	l	282 / 272	282 / 272	417 / 402	417 / 402	553 / 533
Gross / Net Weight	kg	122 / 112	122 / 112	151 / 141	151 / 141	184 / 164
Net Volume Energy Rating	l	205	205	358	358	476
Climate Class		4	4	4	4	4
Temperature Range	°C	-2 to 10	-2 to 10	-2 to 10	-2 to 10	-2 to 10
Door Number & Type		2 hinged self-closing doors	-	3 hinged self-closing doors	-	4 hinged self-closing doors
Shelves Number & Type		2 wire shelves white	-	3 wire shelves white	-	4 wire shelves white
Shelf Dimensions		GN1/1	-	GN1/1	-	GN1/1
Drawers		-	4 GN1/1 drawers	-	6 GN1/1 drawers	-
Feet / Legs		4 adjustable legs	4 adjustable legs	4 adjustable feet	4 adjustable feet	6 adjustable legs
Exterior Finish		SS304	SS304	SS304	SS304	SS304
Interior Finish		SS304	SS304	SS304	SS304	SS304
Thermometer		Yes	Yes	Yes	Yes	Yes
Type of Controller		Electronic	Electronic	Electronic	Electronic	Electronic
Noise Level	db(A)	42	42	42	42	42
Type of Cooling		Ventilated	Ventilated	Ventilated	Ventilated	Ventilated
Type of Defrost		Automatic	Automatic	Automatic	Automatic	Automatic
Refrigerant		R600a	R600a	R600a	R600a	R600a
Refrigerant Charge	g	95	95	95	95	95
Input Power	W	300	300	300	300	300
Voltage / Frequency	V/Hz	220-240/50	220-240/50	220-240/50	220-240/50	220-240/50
Energy Consumption	kWh/24h	1,98	1,98	2,45	2,45	3,96
Energy Classification		B	B	B	B	C
Internal Dimension (WxDxH)	mm	902 x 530 x 589	902 x 530 x 589	1337 x 530 x 589	1337 x 530 x 589	1772 x 530 x 589
External Dimension (WxDxH)	mm	1360 x 700 x 980	1360 x 700 x 980	1795 x 700 x 980	1795 x 700 x 980	2230 x 700 x 980
Packed Dimension (WxDxH)	mm	1405 x 750 x 1010	1405 x 750 x 1010	1830 x 750 x 1010	1830 x 750 x 1010	2260 x 750 x 1010
40ft Container Load	pcs	48	48	38	38	32

Counter Chillers



CK7210-I-SP

Counter Cooler GN1/1

- Stainless steel
- Ventilated cooling
- Automatic defrost
- Self-closing doors
- Removeable table top without splashback
- Adjustable legs

B



Easy access to clean dust filter



Drawers available as separate kit



CK7310-I-SP Counter Cooler GN1/1

- Stainless steel
- Ventilated cooling
- Automatic defrost
- Self-closing doors
- Removeable table top without splashback
- Adjustable legs

B



CK7410-I-SP Counter Cooler GN1/1

- Stainless steel
- Ventilated cooling
- Automatic defrost
- Self-closing doors
- Removeable table top without splashback
- Adjustable legs

C

MODEL		CK7210-I-SP	CK7310-I-SP	CK7410-I-SP
Gross / Net Volume	l	282 / 272	417 / 402	553 / 533
Gross / Net Weight	kg	122 / 112	151 / 141	184 / 164
Net Volume Energy Rating	l	205	358	476
Climate Class		4	4	4
Temperature Range	°C	-2 to 10	-2 to 10	-2 to 10
Door Number & Type		2 hinged self-closing doors	3 hinged self-closing doors	4 hinged self-closing doors
Shelves Number & Type		2 wire shelves white	3 wire shelves white	4 wire shelves white
Shelf Dimensions		GN1/1	GN1/1	GN1/1
Feet / Legs		4 adjustable legs	4 adjustable feet	6 adjustable legs
Exterior Finish		SS304	SS304	SS304
Interior Finish		SS304	SS304	SS304
Thermometer		Yes	Yes	Yes
Type of Controller		Electronic	Electronic	Electronic
Noise Level	db(A)	42	42	42
Type of Cooling		Ventilated	Ventilated	Ventilated
Type of Defrost		Automatic	Automatic	Automatic
Refrigerant		R600a	R600a	R600a
Refrigerant Charge	g	95	95	95
Input Power	W	300	300	300
Voltage / Frequency	V/Hz	220-240/50	220-240/50	220-240/50
Energy Consumption	kWh/24h	1,98	2,45	3,96
Energy Classification		B	B	C
Internal Dimension (WxDxH)	mm	902 x 530 x 589	1337 x 530 x 589	1772 x 530 x 589
External Dimension (WxDxH)	mm	1360 x 700 x 880	1795 x 700 x 880	2230 x 700 x 880
Packed Dimension (WxDxH)	mm	1405 x 750 x 920	1830 x 750 x 920	2260 x 750 x 920
40ft Container Load	pcs	48	38	32

Counter Freezers



CF7410-P

Counter Freezer GN1/1

- Stainless steel
- Ventilated cooling
- Automatic defrost
- Self-closing doors
- Removeable table top with splashback
- Adjustable legs

D



GN1/1 shelves



Available without splash back



CF7310-P Counter Freezer GN1/1

- Stainless steel
- Ventilated cooling
- Automatic defrost
- Self-closing doors
- Removeable table top with splashback
- Adjustable legs

D



CF7210-P/-SP BACK Counter Freezer GN1/1

- Stainless steel
- Ventilated cooling
- Automatic defrost
- Self-closing doors
- Adjustable legs

D

MODEL		CF7210-P	CF7210-P/-SP BACK	CF7310-P	CF7410-P
Gross / Net Volume	l	282 / 272	282 / 272	417 / 402	553 / 533
Gross / Net Weight	kg	130 / 120	130 / 120	162 / 152	199 / 179
Net Volume Energy Rating	l	205	205	358	476
Climate Class		4	4	4	4
Temperature Range	°C	-20 to -10	-20 to -10	-20 to -10	-20 to -10
Door Number & Type		2 hinged self-closing doors	2 hinged self-closing doors	3 hinged self-closing doors	4 hinged self-closing doors
Shelves Number & Type		2 wire shelves white	2 wire shelves white	3 wire shelves white	4 wire shelves white
Shelf Dimensions		GN1/1	GN1/1	GN1/1	GN1/1
Feet / Legs		4 adjustable legs	4 adjustable legs	4 adjustable legs	6 adjustable legs
Exterior Finish		SS304	SS304	SS304	SS304
Interior Finish		SS304	SS304	SS304	SS304
Thermometer		Yes	Yes	Yes	Yes
Type of Controller		Electronic	Electronic	Electronic	Electronic
Noise Level	db(A)	42	42	42	42
Type of Cooling		Ventilated	Ventilated	Ventilated	Ventilated
Type of Defrost		Automatic	Automatic	Automatic	Automatic
Refrigerant		R290	R290	R290	R290
Refrigerant Charge	g	90	90	90	230
Input Power	W	470	470	570	660
Voltage / Frequency	V/Hz	220-240/50	220-240/50	220-240/50	220-240/50
Energy Consumption	kWh/24h	6,95	6,95	8,76	10,26
Energy Classification		D	D	D	D
Internal Dimension (WxDxH)	mm	902 x 530 x 589	902 x 530 x 589	1337 x 530 x 589	1772 x 530 x 589
External Dimension (WxDxH)	mm	1360 x 700 x 980	1360 x 700 x 880	1795 x 700 x 980	2230 x 700 x 980
Packed Dimension (WxDxH)	mm	1405 x 750 x 1010	1405 x 750 x 920	1830 x 750 x 1010	2260 x 750 x 1010
40ft Container Load	pcs	48	48	38	32

Snack Counter Chiller



SK6410-I

Snack Counter Cooler

- Stainless steel
- Ventilated cooling
- Automatic defrost
- Self-closing doors
- Removeable table top
- Adjustable legs

C



Easy access to clean dust filter



Drawers available as separate kit



SK6210-I Snack Counter Cooler

- Stainless steel
- Ventilated cooling
- Automatic defrost
- Self-closing doors
- Removeable table top
- Adjustable legs

B



SK6310-I/+SP Snack Counter Cooler

- Stainless steel
- Ventilated cooling
- Automatic defrost
- Self-closing doors
- Removeable table top with splashback
- Adjustable legs

B

MODEL		SK6210-I	SK6310-I	SK6310-I/+SP	SK6410-I	SK6410-I/+SP
Gross / Net Volume	l	240 / 230	360 / 345	360 / 345	480 / 460	480 / 460
Gross / Net Weight	kg	104 / 94	130 / 120	130 / 120	154 / 144	154 / 144
Climate Class		4	4	4	4	4
Temperature Range	°C	-2 to 10	-2 to 10	-2 to 10	-2 to 10	-2 to 10
Door Number & Type		2 hinged self-closing doors	3 hinged self-closing doors	3 hinged self-closing doors	4 hinged self-closing doors	4 hinged self-closing doors
Shelves Number & Type		2 wire shelves white	3 wire shelves white	3 wire shelves white	4 wire shelves white	4 wire shelves white
Shelf Dimensions		328 x 430 mm	328 x 430 mm	328 x 430 mm	328 x 430 mm	328 x 430 mm
Feet / Legs		4 adjustable legs	4 adjustable legs	4 adjustable legs	6 adjustable legs	6 adjustable legs
Exterior Finish		SS304	SS304	SS304	SS304	SS304
Interior Finish		SS304	SS304	SS304	SS304	SS304
Thermometer		Yes	Yes	Yes	Yes	Yes
Type of Controller		Electronic	Electronic	Electronic	Electronic	Electronic
Noise Level	db(A)	42	42	42	42	42
Type of Cooling		Ventilated	Ventilated	Ventilated	Ventilated	Ventilated
Type of Defrost		Automatic	Automatic	Automatic	Automatic	Automatic
Refrigerant		R600a	R600a	R600a	R600a	R600a
Refrigerant Charge	g	95	95	95	95	95
Input Power	W	300	300	300	300	300
Voltage / Frequency	V/Hz	220-240/50	220-240/50	220-240/50	220-240/50	220-240/50
Energy Consumption	kWh/24h	1,96	2,25	2,25	3,83	3,83
Energy Classification		B	B	B	C	C
Internal Dimension (WxDxH)	mm	902 x 430 x 589	1337 x 430 x 589	1337 x 430 x 589	1772 x 430 x 589	1772 x 430 x 589
External Dimension (WxDxH)	mm	1360 x 600 x 825	1795 x 600 x 825	1795 x 600 x 925	2230 x 600 x 825	2230 x 600 x 925
Packed Dimension (WxDxH)	mm	1400 x 640 x 920	1830 x 640 x 920	1830 x 640 x 1020	2250 x 640 x 920	2250 x 640 x 1020
40ft Container Load	pcs	52	32	32	36	36

Saladettes



SA910BT-P

Saladette Freezer Counter GN1/1

- Freezing unit
- Stainless steel
- Fan assisted cooling
- Digital controller and temperature display
- Adjustable feet

E



GN1/1 shelves



SA912-I
Saladette Counter GN1/1

- Stainless steel
- Fan assisted cooling
- Automatic defrost
- Adjustable feet



SA914-I
Saladette Counter GN1/1

- Stainless steel
- Fan assisted cooling
- Automatic defrost
- Drawer(s)
- Adjustable feet



MODEL		SA910BT-P	SA910-I	SA912-I	SA914-I
Gross / Net Volume	l	260 / 230	260 / 230	260 / 230	260 / 230
Gross / Net Weight	kg	96 / 86	82 / 72	91 / 81	99 / 89
Net Volume Energy Rating	l	201	201	161	130
Climate Class		4	4	4	4
Temperature Range	°C	-20 to -10	2 to 10	2 to 10	2 to 10
Door Number & Type		2 hinged solid doors	2 hinged solid doors	1 hinged solid door	4
Shelves Number & Type		2 wire shelves white	2 wire shelves white	1 wire shelves white	wire shelves white
Shelf Dimensions		GN1/1	GN1/1	GN1/1	-
Drawers		-	-	2 GN1/1 drawers	4 GN1/1 drawers
Feet / Legs		4 adjustable feet	4 adjustable feet	4 adjustable feet	4 adjustable feet
Exterior Finish		SS304	SS304	SS304	SS304
Interior Finish		SS304	SS304	SS304	SS304
Thermometer		Yes	Yes	Yes	Yes
Type of Controller		Electronic	Electronic	Electronic	Electronic
Noise Level	db(A)	42	42	42	42
Type of Cooling		Fan assisted	Fan assisted	Fan assisted	Fan assisted
Type of Defrost		Manual	Automatic	Automatic	Automatic
Refrigerant		R290	R600a	R600a	R600a
Refrigerant Charge	g	90	68	68	68
Input Power	W	280	155	155	155
Voltage / Frequency	V/Hz	220-240/50	220-240/50	220-240/50	220-240/50
Energy Consumption	kWh/24h	8,13	2,56	2,42	2,25
Energy Classification		E	C	C	C
Internal Dimension (WxDxH)	mm	830 x 515 x 500	830 x 515 x 500	830 x 515 x 500	830 x 515 x 500
External Dimension (WxDxH)	mm	943 x 700 x 877	900 x 700 x 877	900 x 700 x 877	900 x 700 x 877
Packed Dimension (WxDxH)	mm	980 x 770 x 1040	980 x 770 x 1040	980 x 770 x 1040	980 x 770 x 1040
40ft Container Load	pcs	72	72	72	72

Saladettes



SA1365-I S/S

Saladette Counter GN1/1

- Stainless steel
- Fan assisted cooling
- Digital controller and temperature display
- Automatic defrost
- Adjustable feet



GN1/1 shelves



GN1/1 drawers



SA1365-I
Saladette Counter GN1/1

- Stainless steel
- Open top for GN pans
- Fan assisted cooling
- Automatic defrost
- Adjustable feet



SA920-I
Saladette Counter GN1/1

- Stainless steel
- Open top for GN pans
- Fan assisted cooling
- Digital controller and temperature display
- Automatic defrost
- Adjustable feet



MODEL		SA1045-I	SA1365-I	SA1365-I S/S	SA920-I
Gross / Net Volume	l	270 / 240	400 / 368	400 / 368	260 / 230
Gross / Net Weight	kg	91 / 80	120 / 110	120 / 110	81 / 70
Net Volume Energy Rating	l		308	308	
Climate Class		4	4	4	4
Temperature Range	°C	2 to 10	2 to 10	2 to 10	2 to 10
Door Number & Type		2 hinged solid doors	3 hinged solid doors	3 hinged solid doors	2 hinged solid doors
Shelves Number & Type		2 wire shelves white	3 wire shelves white	3 wire shelves white	2 wire shelves white
Shelf Dimensions		GN1/1	GN1/1	GN1/1	GN1/1
Feet / Legs		4 adjustable feet	4 adjustable feet	4 adjustable feet	4 adjustable feet
Exterior Finish		SS304	SS304	SS304	SS304
Interior Finish		SS304	SS304	SS304	SS304
Thermometer		Yes	Yes	Yes	Yes
Type of Controller		Electronic	Electronic	Electronic	Electronic
Noise Level	db(A)	42	42	42	42
Type of Cooling		Fan assisted	Fan assisted	Fan assisted	Fan assisted
Type of Defrost		Automatic	Automatic	Automatic	Automatic
Refrigerant		R600a	R600a	R600a	R600a
Refrigerant Charge	g	68	110	110	68
Input Power	W	175	235	235	155
Voltage / Frequency	V/Hz	220-240/50	220-240/50	220-240/50	220-240/50
Energy Consumption	kWh/24h	2,5	2,6	3,15	2,1
Energy Classification		-	C	C	-
Internal Dimension (WxDxH)	mm	975 x 515 x 500	1295 x 515 x 500	1295 x 515 x 500	830 x 515 x 500
External Dimension (WxDxH)	mm	1045 x 700 x 877	1365 x 700 x 877	1365 x 700 x 877	900 x 700 x 877
Packed Dimension (WxDxH)	mm	1120 x 770 x 1040	1440 x 770 x 1040	1440 x 770 x 1040	980 x 770 x 1040
40ft Container Load	pcs	72	48	48	72

Sandwich Counters



SS8300-P

Sandwich Preparation Counter GN1/1

- Stainless steel
- Cooling well for GN1/3 pans
- Ventilated cooling
- Optimized airflow for stable temperature
- Automatic defrost
- Self-closing doors
- Adjustable legs



GN1/3 cooling well



Drawers as option



SS7200-P

Sandwich Preparation Counter GN1/1

- Stainless steel
- Cooling well for GN1/3 pans
- Ventilated cooling
- Optimized airflow for stable temperature
- Automatic defrost
- Self-closing doors
- Adjustable legs



SS7300-P

Sandwich Preparation Counter GN1/1

- Stainless steel
- Cooling well for GN1/3 pans
- Ventilated cooling
- Optimized airflow for stable temperature
- Automatic defrost
- Self-closing doors
- Adjustable legs

MODEL		SS7200-P	SS7300-P	SS8200-P	SS8300-P
Gross / Net Volume	l	320 / 297	429 / 407	362 / 337	520 / 497
Gross / Net Weight	kg	140 / 130	180 / 155	163 / 153	201 / 191
Climate Class		4	4	4	4
Temperature Range	°C	2 to 10	2 to 10	2 to 10	2 to 10
Door Number & Type		2 hinged self-closing doors	3 hinged self-closing doors	2 hinged self-closing doors	3 hinged self-closing doors
Shelves Number & Type		2 wire shelves white	3 wire shelves white	2 wire shelves white	3 wire shelves white
Shelf Dimensions		GN1/1	GN1/1	400 x 600 mm	400 x 600 mm
Feet / Legs		4 adjustable legs	4 adjustable legs	4 adjustable legs	6 adjustable legs
Exterior Finish		SS304	SS304	SS304	SS304
Interior Finish		SS304	SS304	SS304	SS304
Thermometer		Yes	Yes	Yes	Yes
Type of Controller		Electronic	Electronic	Electronic	Electronic
Noise Level	db(A)	42	42	42	42
Type of Cooling		Ventilated	Ventilated	Ventilated	Ventilated
Type of Defrost		Automatic	Automatic	Automatic	Automatic
Refrigerant		R290	R290	R290	R290
Refrigerant Charge	g	95	95	95	95
Input Power	W	300	300	300	300
Voltage / Frequency	V/Hz	220-240/50	220-240/50	220-240/50	220-240/50
Energy Consumption	kWh/24h	2,7	2,8	2,8	3,2
Internal Dimension (WxDxH)	mm	902 x 530 x 589	1337 x 530 x 589	1052 x 630 x 589	1562 x 630 x 589
External Dimension (WxDxH)	mm	1360 x 700 x 1080	1795 x 700 x 1080	1510 x 800 x 1080	2020 x 800 x 1080
Packed Dimension (WxDxH)	mm	1405 x 750 x 1010	1830 x 750 x 1010	1550 x 840 x 1150	2050 x 840 x 1150
40ft Container Load	pcs	48	38	30	28

Sandwich Counters



SS1435-I

Sandwich Preparation Counter GN1/1

- Stainless steel
- Cooling well for GN1/6 pans
- Fan assisted cooling
- Automatic defrost
- Doors
- Adjustable legs



GN1/6 cooling well



Drawers as option



SS920-I

Sandwich Preparation Counter GN1/1

- Stainless steel
- Cooling well for GN1/6 pans
- Fan assisted cooling
- Automatic defrost
- Doors
- Adjustable legs

DID YOU KNOW?

We have more than 30 years market experience and over 2000 customers across 100 countries. We have the expertise to help your with cooling advise to make your business successful.

MODEL		SS1435-I	SS920-I
Gross / Net Volume	l	348 / 320	228 / 201
Gross / Net Weight	kg	128 / 118	94 / 72
Climate Class		4	4
Temperature Range	°C	2 to 10	2 to 10
Door Number & Type		3 hinged solid doors	2 hinged solid doors
Shelves Number & Type		3 wire shelves white	2 wire shelves white
Shelf Dimensions		GN1/1	GN1/1
Feet / Legs		4 adjustable feet	4 adjustable feet
Exterior Finish		SS304	SS304
Interior Finish		SS304	SS304
Thermometer		Yes	Yes
Type of Controller		Electronic	Electronic
Noise Level	db(A)	42	42
Type of Cooling		Fan assisted	Fan assisted
Type of Defrost		Automatic	Automatic
Refrigerant		R600a	R600a
Refrigerant Charge	g	110	68
Input Power	W	175	155
Voltage / Frequency	V/Hz	220-240/50	220-240/50
Energy Consumption	kWh/24h	2,4	2
Internal Dimension (WxDxH)	mm	1295 x 515 x 500	830 x 515 x 500
External Dimension (WxDxH)	mm	1365 x 700 x 950	900 x 700 x 950
Packed Dimension (WxDxH)	mm	1400 x 770 x 1170	980 x 770 x 1170
40ft Container Load	pcs	48	72

Bakery Counters



BK310-I

Bakery Counter

- Stainless steel
- Euronorm cupboard
- Ventilated cooling
- Automatic defrost
- Self-closing doors
- Removeable table top
- Adjustable legs

C



Easy access to clean dust filter



Drawers available as separate kit



BK210-I

Bakery Counter

- Stainless steel
- Euronorm cupboard
- Ventilated cooling
- Automatic defrost
- Self-closing doors
- Removeable table top
- Adjustable legs

B

DID YOU KNOW?

With a customer login to TEFCOLD Webshop you will find: Product prices, product specifications, spare part lists and prices, stock levels, product photos, exploded view drawings, freight prices as well as a MediaBank access.

MODEL		BK210-I	BK310-I
Gross / Net Volume	l	390 / 380	580 / 565
Gross / Net Weight	kg	131 / 121	170 / 150
Net Volume Energy Rating	l	290	444
Climate Class		4	4
Temperature Range	°C	2 to 10	2 to 10
Door Number & Type		2 hinged self-closing doors	3 hinged self-closing doors
Shelves Number & Type		2 wire shelves white	3 wire shelves white
Shelf Dimensions		400 x 600 mm	400 x 600 mm
Feet / Legs		4 adjustable legs	6 adjustable legs
Exterior Finish		SS304	SS304
Interior Finish		SS304	SS304
Thermometer		Yes	Yes
Type of Controller		Electronic	Electronic
Noise Level	db(A)	42	42
Type of Cooling		Ventilated	Ventilated
Type of Defrost		Automatic	Automatic
Refrigerant		R600a	R600a
Refrigerant Charge	g	95	95
Input Power	W	300	300
Voltage / Frequency	V/Hz	220-240/50	220-240/50
Energy Consumption	kWh/24h	1,94	3,65
Energy Classification		B	C
Internal Dimension (WxDxH)	mm	1052 x 630 x 589	1562 x 630 x 589
External Dimension (WxDxH)	mm	1510 x 800 x 880	2020 x 800 x 880
Packed Dimension (WxDxH)	mm	1550 x 840 x 920	2050 x 840 x 920
40ft Container Load	pcs	30	28

Pizza Counters



PT930-I

Pizza Counter GN1/1

- Stainless steel
- Granite table top
- Cooling well for GN1/6 pans
- Fan assisted cooling
- Automatic defrost
- Doors
- Adjustable feet



GN1/6 refrigerated cooling well



Drawers as option



PT1365-I
Pizza Counter GN1/1

- Stainless steel
- Granite table top
- Fan assisted cooling
- Automatic defrost
- Doors
- Adjustable feet



PT920-I
Pizza Counter GN1/1

- Stainless steel
- Granite table top
- Cooling well for GN1/6 pans
- Fan assisted cooling
- Automatic defrost
- Doors
- Adjustable feet



MODEL		PT1365-I	PT920-I	PT930-I
Gross / Net Volume	l	400 / 368	260 / 230	400 / 368
Gross / Net Weight	kg	218 / 208	115 / 103	175 / 155
Net Volume Energy Rating	l	308		
Climate Class		4	4	4
Temperature Range	°C	2 to 10	2 to 10	2 to 10
Door Number & Type		3 hinged solid doors	2 hinged solid doors	3 hinged solid doors
Shelves Number & Type		3 wire shelves white	2 wire shelves white	3 wire shelves white
Shelf Dimensions		GN1/1	GN1/1	GN1/1
Feet / Legs		4 adjustable feet	4 adjustable feet	4 adjustable feet
Exterior Finish		SS304	SS304	SS304
Interior Finish		SS304	SS304	SS304
Thermometer		Yes	Yes	Yes
Type of Controller		Electronic	Electronic	Electronic
Noise Level	db(A)	42	42	42
Type of Cooling		Fan assisted	Fan assisted	Fan assisted
Type of Defrost		Automatic	Automatic	Automatic
Refrigerant		R600a	R600a	R600a
Refrigerant Charge	g	110	68	110
Input Power	W	175	155	175
Voltage / Frequency	V/Hz	220-240/50	220-240/50	220-240/50
Energy Consumption	kWh/24h	3	2,2	2,4
Energy Classification		C	-	-
Internal Dimension (WxDxH)	mm	1295 x 515 x 500	830 x 515 x 500	1295 x 515 x 500
External Dimension (WxDxH)	mm	1365 x 700 x 1457	900 x 700 x 1100	1365 x 700 x 1100
Packed Dimension (WxDxH)	mm	1440 x 770 x 1200	980 x 770 x 1250	1440 x 770 x 1250
40ft Container Load	pcs	48	72	48

Pizza Counters



PT1310-I

Pizza Table

- Stainless steel
- Ambient temperature drawers section
- Guides for 7 pizza trays in each door (400x600 mm)
- Granite table top
- Ventilated cooling
- Automatic defrost
- Self-closing doors
- Adjustable legs

B



Granite table top



Guides for pizza trays



PT1200-I Pizza Table

- Stainless steel
- Guides for 7 pizza trays in each door (400x600 mm)
- VK38-150 Topping unit for GN1/3 pans
- Granite table top
- Ventilated cooling
- Automatic defrost
- Self-closing doors
- Adjustable legs

B



PT1300-I Pizza Table

- Stainless steel
- Guides for 7 pizza trays in each door (400x600 mm)
- Granite table top
- Ventilated cooling
- Automatic defrost
- Self-closing doors
- Adjustable legs

C

MODEL		PT1200-I	PT1300-I	PT1310-I
Gross / Net Volume	l	390 / 370	580 / 565	390 / 370
Gross / Net Weight	kg	253 / 243	328 / 318	330 / 320
Net Volume Energy Rating	l	290	444	290
Climate Class		4	4	4
Temperature Range	°C	2 to 10	2 to 10	2 to 10
Door Number & Type		2 hinged self-closing doors	3 hinged self-closing doors	2 hinged self-closing doors
Shelves Number & Type		guides for pizza trays	guides for pizza trays	guides for pizza trays
Shelf Dimensions		400 x 600 mm	400 x 600 mm	400 x 600 mm
Drawers		-	-	7 dough drawers
Feet / Legs		4 adjustable legs	6 adjustable legs	8 adjustable legs
Exterior Finish		SS304	SS304	SS304
Interior Finish		SS304	SS304	SS304
Thermometer		Yes	Yes	Yes
Type of Controller		Electronic	Electronic	Electronic
Noise Level	db(A)	42	42	42
Type of Cooling		Ventilated	Ventilated	Ventilated
Type of Defrost		Automatic	Automatic	Automatic
Refrigerant		R600a	R600a	R600a
Refrigerant Charge	g	95	95	95
Input Power	W	300	300	300
Voltage / Frequency	V/Hz	220-240/50	220-240/50	220-240/50
Energy Consumption	kWh/24h	2,32	3,65	2,41
Energy Classification		B	C	B
Internal Dimension (WxDxH)	mm	1052 x 630 x 589	1562 x 630 x 589	1052 x 630 x 589
External Dimension (WxDxH)	mm	1510 x 800 x 1445	2045 x 800 x 1445	2045 x 800 x 1445
Packed Dimension (WxDxH)	mm	1550 x 840 x 1050	2050 x 840 x 1050	2050 x 840 x 1050
40ft Container Load	pcs	28	28	28

Vitrine Coolers



VK33-200-I

Vitrine Cooler GN1/4

- Stainless steel
- Accepts GN1/4 pans (Not supplied)
- Static cooling
- Glass structure for protection of food
- Adjustable feet



Glass structure for protection of food



Stainless steel lid as option



VK33-120-I Vitrine Cooler GN1/4

- Stainless steel
- Accepts GN1/4 pans (Not supplied)
- Static cooling
- Glass structure for protection of food
- Adjustable feet

VK33-160-I Vitrine Cooler GN1/4

- Stainless steel
- Accepts GN1/4 pans (Not supplied)
- Static cooling
- Glass structure for protection of food
- Adjustable feet

MODEL		VK33-120-I	VK33-140 I	VK33-150-I	VK33-160-I	VK33-180-I	VK33-200-I
Gross / Net Volume	l	32 / 32	40 / 40	44 / 44	48 / 48	55 / 55	63 / 63
Gross / Net Weight	kg	45 / 40	48 / 43	50 / 45	55 / 50	58 / 53	63 / 58
Climate Class		4	4	4	4	4	4
Temperature Range	°C	2 to 10	2 to 10	2 to 10	2 to 10	2 to 10	2 to 10
Lid Number & Type		-	-	-	-	-	-
Number of dividers	pcs	5	6	7	7	8	10
Feet / Legs		4 adjustable feet	4 adjustable feet	4 adjustable feet	4 adjustable feet	4 adjustable feet	4 adjustable feet
Exterior Finish		SS304	SS304	SS304	SS304	SS304	SS304
Interior Finish		SS304	SS304	SS304	SS304	SS304	SS304
Thermometer		Yes	Yes	Yes	Yes	Yes	Yes
Type of Controller		Electronic	Electronic	Electronic	Electronic	Electronic	Electronic
Noise Level	db(A)	47	47	47	47	47	47
Type of Cooling		Static	Static	Static	Static	Static	Static
Type of Defrost		Manual	Manual	Manual	Manual	Manual	Manual
Refrigerant		R600a	R600a	R600a	R600a	R600a	R600a
Refrigerant Charge	g	40	40	40	40	40	40
Input Power	W	112	112	112	112	112	112
Voltage / Frequency	V/Hz	220-240/50	220-240/50	220-240/50	220-240/50	220-240/50	220-240/50
Energy Consumption	kWh/h	0,16	0,16	0,16	0,17	0,18	0,18
Internal Dimension (WxDxH)	mm	845 x 245 x 155	1045 x 245 x 155	1145 x 245 x 155	1245 x 245 x 155	1445 x 245 x 155	1645 x 245 x 155
External Dimension (WxDxH)	mm	1200 x 335 x 225	1400 x 335 x 225	1500 x 335 x 225	1600 x 335 x 225	1800 x 335 x 225	2000 x 335 x 225
Packed Dimension (WxDxH)	mm	1280 x 380 x 310	1480 x 380 x 310	1580 x 380 x 310	1680 x 380 x 310	1880 x 380 x 310	2080 x 380 x 310
40ft Container Load	pcs	250	250	250	250	250	250

Vitrine Coolers



VK33-200-I S/S

Vitrine Cooler GN1/4

- Stainless steel
- Accepts GN1/4 pans (Not supplied)
- Static cooling
- Stainless steel lid
- Adjustable feet



Glass structure as option



Stainless steel lid for protection of food



VK33-120-I S/S

Vitrine Cooler GN1/4

- Stainless steel
- Accepts GN1/4 pans (Not supplied)
- Static cooling
- Stainless steel lid
- Adjustable feet

VK33-150-I S/S

Vitrine Cooler GN1/4

- Stainless steel
- Accepts GN1/4 pans (Not supplied)
- Static cooling
- Stainless steel lid
- Adjustable feet

MODEL		VK33-120-I S/S	VK33-150-I S/S	VK33-180-I S/S	VK33-200-I S/S
Gross / Net Volume	l	32 / 32	44 / 44	55 / 55	63 / 63
Gross / Net Weight	kg	45 / 40	50 / 45	58 / 53	63 / 58
Climate Class		4	4	4	4
Temperature Range	°C	2 to 10	2 to 10	2 to 10	2 to 10
Lid Number & Type		SS304 lid	SS304 lid	SS304 lid	SS304 lid
Number of dividers	pcs	5	7	8	10
Feet / Legs		4 adjustable feet	4 adjustable feet	4 adjustable feet	4 adjustable feet
Exterior Finish		SS304	SS304	SS304	SS304
Interior Finish		SS304	SS304	SS304	SS304
Thermometer		Yes	Yes	Yes	Yes
Type of Controller		Electronic	Electronic	Electronic	Electronic
Noise Level	db(A)	47	47	47	47
Type of Cooling		Static	Static	Static	Static
Type of Defrost		Manual	Manual	Manual	Manual
Refrigerant		R600a	R600a	R600a	R600a
Refrigerant Charge	g	40	40	40	40
Input Power	W	112	112	112	112
Voltage / Frequency	V/Hz	220-240/50	220-240/50	220-240/50	220-240/50
Energy Consumption	kWh/h	0,16	0,16	0,18	0,18
Internal Dimension (WxDxH)	mm	845 x 245 x 155	1145 x 245 x 155	1445 x 245 x 155	1645 x 245 x 155
External Dimension (WxDxH)	mm	1200 x 335 x 260	1500 x 335 x 260	1800 x 335 x 260	2000 x 335 x 260
Packed Dimension (WxDxH)	mm	1280 x 380 x 310	1580 x 380 x 310	1880 x 380 x 310	2080 x 380 x 310
40ft Container Load	pcs	250	250	250	250

Vitrine Coolers



VK38-200-I

Vitrine Cooler GN1/3

- Stainless steel
- Accepts GN1/3 pans (Not supplied)
- Static cooling
- Glass structure for protection of food
- Adjustable feet



Glass structure for protection of food



Stainless steel lid as option



VK38-120-I Vitrine Cooler GN1/3

- Stainless steel
- Accepts GN1/3 pans (Not supplied)
- Static cooling
- Glass structure for protection of food
- Adjustable feet

VK38-150-I Vitrine Cooler GN1/3

- Stainless steel
- Accepts GN1/3 pans (Not supplied)
- Static cooling
- Glass structure for protection of food
- Adjustable feet

MODEL		VK38-120-I	VK38-150-I	VK38-160-I	VK38-180-I	VK38-200-I
Gross / Net Volume	l	40 / 40	54 / 54	59 / 59	69 / 69	78 / 78
Gross / Net Weight	kg	45 / 40	56 / 51	61 / 56	74 / 69	78 / 73
Climate Class		4	4	4	4	4
Temperature Range	°C	2 to 10	2 to 10	2 to 10	2 to 10	2 to 10
Lid Number & Type		-	-	-	-	-
Number of dividers	pcs	7	9	10	10	12
Feet / Legs		4 adjustable feet	4 adjustable feet	4 adjustable feet	4 adjustable feet	4 adjustable feet
Exterior Finish		SS304	SS304	SS304	SS304	SS304
Interior Finish		SS304	SS304	SS304	SS304	SS304
Thermometer		Yes	Yes	Yes	Yes	Yes
Type of Controller		Electronic	Electronic	Electronic	Electronic	Electronic
Noise Level	db(A)	47	47	47	47	47
Type of Cooling		Static	Static	Static	Static	Static
Type of Defrost		Manual	Manual	Manual	Manual	Manual
Refrigerant		R600a	R600a	R600a	R600a	R600a
Refrigerant Charge	g	40	40	40	40	40
Input Power	W	112	112	112	112	112
Voltage / Frequency	V/Hz	220-240/50	220-240/50	220-240/50	220-240/50	220-240/50
Energy Consumption	kWh/h	0,16	0,17	0,18	0,19	0,19
Internal Dimension (WxDxH)	mm	845 x 305 x 155	1145 x 305 x 155	1245 x 305 x 155	1445 x 305 x 155	1645 x 305 x 155
External Dimension (WxDxH)	mm	1200 x 395 x 225	1500 x 395 x 225	1600 x 395 x 225	1800 x 395 x 225	2000 x 395 x 225
Packed Dimension (WxDxH)	mm	1280 x 440 x 310	1580 x 440 x 310	1680 x 440 x 310	1880 x 440 x 310	2080 x 440 x 310
40ft Container Load	pcs	250	250	250	250	250

Vitrine Coolers



VK38-120-I S/S

Vitrine Cooler GN1/3

- Stainless steel
- Accepts GN1/3 pans (Not supplied)
- Static cooling
- Stainless steel lid
- Adjustable feet



Glass structure as option



Stainless steel lid for protection of food



VK38-150-I S/S

Vitrine Cooler GN1/3

- Stainless steel
- Accepts GN1/3 pans (Not supplied)
- Static cooling
- Stainless steel lid
- Adjustable feet

VK38-160-I S/S

Vitrine Cooler GN1/3

- Stainless steel
- Accepts GN1/3 pans (Not supplied)
- Static cooling
- Stainless steel lid
- Adjustable feet

MODEL		VK38-120-I S/S	VK38-150-I S/S	VK38-160-I S/S	VK38-180-I S/S	VK38-200-I S/S
Gross / Net Volume	l	40 / 40	54 / 54	59 / 59	69 / 69	78 / 78
Gross / Net Weight	kg	45 / 40	56 / 51	61 / 56	74 / 69	78 / 73
Climate Class		4	4	4	4	4
Temperature Range	°C	2 to 10	2 to 10	2 to 10	2 to 10	2 to 10
Lid Number & Type		SS304 lid	SS304 lid	SS304 lid	SS304 lid	SS304 lid
Number of dividers	pcs	7	9	10	10	12
Feet / Legs		4 adjustable feet	4 adjustable feet	4 adjustable feet	4 adjustable feet	4 adjustable feet
Exterior Finish		SS304	SS304	SS304	SS304	SS304
Interior Finish		SS304	SS304	SS304	SS304	SS304
Thermometer		Yes	Yes	Yes	Yes	Yes
Type of Controller		Electronic	Electronic	Electronic	Electronic	Electronic
Noise Level	db(A)	47	47	47	47	47
Type of Cooling		Static	Static	Static	Static	Static
Type of Defrost		Manual	Manual	Manual	Manual	Manual
Refrigerant		R600a	R600a	R600a	R600a	R600a
Refrigerant Charge	g	40	40	40	40	40
Input Power	W	112	112	112	112	112
Voltage / Frequency	V/Hz	220-240/50	220-240/50	220-240/50	220-240/50	220-240/50
Energy Consumption	kWh/h	0,16	0,17	0,18	0,19	0,19
Internal Dimension (WxDxH)	mm	845 x 305 x 155	1145 x 305 x 155	1245 x 305 x 155	1445 x 305 x 155	1645 x 305 x 155
External Dimension (WxDxH)	mm	1200 x 395 x 260	1500 x 395 x 260	1600 x 395 x 260	1800 x 395 x 260	2000 x 395 x 260
Packed Dimension (WxDxH)	mm	1280 x 440 x 310	1580 x 440 x 310	1680 x 440 x 310	1880 x 440 x 310	2080 x 440 x 310
40ft Container Load	pcs	250	250	250	250	250




COOLING WELLS

Gastronorm Cooling Wells

TEFCOLD cooling wells are dimensioned for use in 1/1 Gastronorm canteens, and come in four different sizes. Made of high quality SS304 stainless steel, with electronic

thermostats and ventilated cooling, these products are ideal for integrating into a buffet in restaurants and professional kitchens.



TEFCOLD CW3-I

Cooling well in stainless steel with ventilated cooling.
Perfect build in units that can be used for buffet – designed for GN 1/1 pans.

Cooling Wells



CW5-I/V

Cooling Well GN1/1

- Stainless steel
- Accepts GN1/1 pans (Not supplied)
- Ventilated cooling
- Electronic thermostat



Designed for GN1/1 pans, not supplied



Ventilated cooling



CW2-I/V Cooling Well GN1/1

- Stainless steel
- Accepts GN1/1 pans (Not supplied)
- Ventilated cooling
- Electronic thermostat

CW3-I/V Cooling Well GN1/1

- Stainless steel
- Accepts GN1/1 pans (Not supplied)
- Ventilated cooling
- Electronic thermostat

MODEL		CW2-I/V	CW3-I/V	CW4-I/V	CW5-I/V
Capacity GN Pans		2	3	4	5
Gross / Net Volume	l	111 / 110	166 / 164	221 / 218	277 / 273
Gross / Net Weight	kg	49 / 46	55 / 52	80 / 75	91 / 86
Climate Class		4	4	4	4
Temperature Range	°C	2 to 8	2 to 8	2 to 8	2 to 8
Number of dividers	pcs	3	4	5	6
Exterior Finish		SS304	SS304	SS304	SS304
Interior Finish		SS304	SS304	SS304	SS304
Thermometer		Yes	Yes	Yes	Yes
Type of Controller		Electronic	Electronic	Electronic	Electronic
Noise Level	db(A)	42	42	42	42
Type of Cooling		Ventilated	Ventilated	Ventilated	Ventilated
Type of Defrost		Automatic	Automatic	Automatic	Automatic
Refrigerant		R600a	R600a	R600a	R600a
Refrigerant Charge	g	70	70	135	135
Input Power	W	122	122	235	235
Voltage / Frequency	V/Hz	220-240/50	220-240/50	220-240/50	220-240/50
Energy Consumption	kWh/h	0,14	0,16	0,19	0,19
Build In Dimension (WxD)	mm	755 x 655	1090 x 655	1425 x 655	1755 x 655
Internal Dimension (WxDxH)	mm	676 x 576 x 186	1014 x 576 x 186	1344 x 576 x 186	1678 x 576 x 186
External Dimension (WxDxH)	mm	788 x 688 x 636	1122 x 688 x 636	1456 x 688 x 636	1790 x 688 x 636
Packed Dimension (WxDxH)	mm	842 x 760 x 742	1176 x 760 x 742	1510 x 760 x 742	1845 x 760 x 742
40ft Container Load	pcs	132	96	69	57



BLAST CHILLERS

Blast Chiller & Freezer

TEFCOLD blast chillers are widely used in professional kitchens when food needs to be cooled rapidly and hygienically. Using blast chillers for chilling or freezing retains the colour, texture and taste of the food. Core temperature sensors included.

Four different chill settings are pre-programmed into the programmable thermostats.

All sizes are supplied in high quality SS304 stainless steel and dimensioned for GN and Euronorm sizes.



TEFCOLD BLC10-P

Blast Chiller with preprogrammed thermostat.

For use in professional kitchens when food needs to be cooled rapidly and hygienically.

Blast Chillers



Guides for GN1/1 and
Euronorm



Pre-programmed thermostat

BLC10-P

Blast Chiller/Freezer GN1/1

- Stainless steel
- Core sensor included
- Programmable thermostat
- 4 pre-set programs
- Guides for GN1/1 and Euronorm
- Reversible self-closing door
- Adjustable legs



BLC 5-P
Blast Chiller/Freezer GN1/1

- Stainless steel
- Core sensor included
- Programmable thermostat
- 4 pre-set programs
- Guides for GN1/1 and Euronorm
- Reversible self-closing door
- Adjustable legs



BLC 3-P
Blast Chiller/Freezer GN1/1

- Stainless steel
- Core sensor included
- Programmable thermostat
- 4 pre-set programs
- Guides for GN1/1 and Euronorm
- Reversible self-closing door
- Adjustable legs

MODEL		BLC 3-P	BLC 5-P	BLC10-P	BLC14
Capacity Freezing	kg	8	14	28	38
Capacity Cooling	kg	12	18	40	55
Capacity GN Pans		3	5	10	14
Gross / Net Volume	l	92 / 82	111 / 100	235 / 218	319 / 299
Gross / Net Weight	kg	122 / 117	125 / 120	175 / 170	210 / 205
Climate Class		4	4	4	4
Temperature Range	°C	-18 to 70	-18 to 70	-18 to 70	-18 to 70
Temperature Range 2	°C	3 to 70	3 to 70	3 to 70	3 to 70
Door Number & Type		1 hinged self-closing solid door	1 hinged self-closing solid door	1 hinged self-closing solid door	1 hinged self-closing solid door
Reversible door		Yes	Yes	Yes	Yes
Feet / Legs		4 adjustable legs	4 adjustable legs	4 adjustable legs	4 adjustable legs
Exterior Finish		SS304	SS304	SS304	SS304
Interior Finish		SS304	SS304	SS304	SS304
Thermometer		Yes	Yes	Yes	Yes
Type of Controller		Programmable	Programmable	Programmable	Programmable
Noise Level	db(A)	49	49	49	49
Type of Cooling		Blast	Blast	Blast	Blast
Type of Defrost		Automatic, hot gas	Automatic, hot gas	Automatic, hot gas	Automatic, hot gas
Refrigerant		R290	R290	R290	R452
Refrigerant Charge	g	130	130	150	1800
Input Power	W	700	800	1298	2000
Voltage / Frequency	V/Hz	220-240/50	220-240/50	220-240/50	380-400/50
Energy Consumption	kWh/kg	0,1	0,11	0,09	0,15
Internal Dimension (WxDxH)	mm	660 x 420 x 330	660 x 420 x 400	660 x 420 x 870	660 x 420 x 1150
External Dimension (WxDxH)	mm	800 x 815 x 925	800 x 815 x 995	800 x 815 x 1625	800 x 815 x 2170
Packed Dimension (WxDxH)	mm	900 x 920 x 1110	900 x 920 x 1200	900 x 920 x 1730	900 x 920 x 2200
40ft Container Load	pcs	52	52	26	26



UNDERCOUNTERS

Stainless Steel Flex Cooling Drawer Cabinet - Stainless Steel Undercounters

TEFCOLD undercounter range features models in high quality SS304 stainless steel with drawers and/or cabinets for installation under a counter in restaurants, cafés or bistros.

They are designed to GN dimensions with solid wire shelves and self-closing doors, or fitted with drawers. Cooling range goes from -2 to +8 degrees, making them ideal for a wide range of uses.

Flexible undercounter solutions, e.g. switching from cooling to freezing at the touch of a button (as in the UD range), which can be the perfect solution when space is limited or for frequent switching between cooling/freezing.

Temperature range can be set from -21 to -18 degrees, or +1 to +4 degrees. The four different products in the range can have one or two drawers, and come in two different widths. They are all dimensioned for GN canteens up to 150 mm deep.

Please note that the drawers should not be used without gastronorm pans and pans are accessory.

The top plate is designed to be able to withstand heavy appliances, such as deep fryers, ovens and the like.



TEFCOLD UC5210-I

Undercounter in stainless steel and self-closing doors.
This undercounter is ideal for a wide range of uses.

Uni-Drawers

DID YOU KNOW?

Our ambitions are high. We want to grow and aim to have the highest customer satisfaction in the market.



UD2-3-P

GN3/1 Uni-Drawer

- Two drawers individually switchable cooling/freezer
- Dual temperature
- Easily switchable between cooler and freezer
- Maximized storage space
- Ventilated cooling for fast pull-down and even temperature
- Automatic defrost
- Drawers must be used with gastronorm pans



From fridge to freeze by the touch of one button



GN3/1 drawers



UD1-2-P

GN2/1 Uni-Drawer

- One drawer switchable cooling/freezer
- Dual temperature
- Easily switchable between cooler and freezer
- Maximized storage space
- Ventilated cooling for fast pull-down and even temperature
- Automatic defrost
- Drawer must be used with gastronorm pans



UD2-2-P

GN2/1 Uni-Drawer

- Two drawers individually switchable cooling/freezer
- Dual temperature
- Easily switchable between cooler and freezer
- Maximized storage space
- Ventilated cooling for fast pull-down and even temperature
- Automatic defrost
- Drawers must be used with gastronorm pans

MODEL		UD1-2-P	UD1-3-P	UD2-2-P	UD2-3-P
Capacity GN Pans		2	3	4	6
Gross / Net Volume	l	78 / 51	116 / 77	179 / 102	265 / 154
Gross / Net Weight	kg	82 / 72	105 / 90	125 / 113	154 / 131
Climate Class		5	5	5	5
Temperature Range	°C	1 to 4	1 to 4	1 to 4	1 to 4
Temperature Range 2	°C	-21 to -18	-21 to -18	-21 to -18	-21 to -18
Drawers		1	1	2	2
Castors		4 wheels, 2 with brake	4 wheels, 2 with brake	4 wheels, 2 with brake	4 wheels, 2 with brake
Exterior Finish		SS304	SS304	SS304	SS304
Interior Finish		SS304	SS304	SS304	SS304
Thermometer		Yes	Yes	Yes	Yes
Type of Controller		Electronic	Electronic	Electronic	Electronic
Noise Level	db(A)	42	42	42	42
Type of Cooling		Ventilated	Ventilated	Ventilated	Ventilated
Type of Defrost		Automatic	Automatic	Automatic	Automatic
Refrigerant		R290	R290	R290	R290
Refrigerant Charge	g	70	70	140	140
Input Power	W	270	270	540	540
Voltage / Frequency	V/Hz	220-240/50	220-240/50	220-240/50	220-240/50
Energy Consumption	kWh/24h	2,21	2,39	3,66	3,88
Internal Dimension (WxDxH)	mm	675 x 565 x 205	1000 x 565 x 205	675 x 565 x 470	1000 x 565 x 470
External Dimension (WxDxH)	mm	905 x 700 x 600	1230 x 700 x 600	905 x 700 x 865	1230 x 700 x 865
Packed Dimension (WxDxH)	mm	980 x 770 x 740	1310 x 770 x 740	980 x 770 x 1000	1310 x 770 x 1000
40ft Container Load	pcs	90	72	60	48

Under Counters



UC5210-I

Under Counter GN1/1

- Stainless steel
- Ventilated cooling
- Automatic defrost
- Self-closing doors
- Adjustable legs



GN1/1 shelves



Strong wheels as option



UC5240-I Under Counter GN1/1

- Stainless steel
- Ventilated cooling
- Automatic defrost
- GN1/1 Drawers
- Adjustable legs

C



UC5310-I Under Counter GN1/1

- Stainless steel
- Ventilated cooling
- Automatic defrost
- Self-closing doors
- Adjustable legs

C

MODEL		UC5210-I	UC5240-I	UC5310-I
Gross / Net Volume	l	180 / 170	180 / 170	277 / 262
Gross / Net Weight	kg	95 / 82	115 / 102	135 / 125
Net Volume Energy Rating	l	126,9	92	194
Climate Class		4	4	4
Temperature Range	°C	-2 to 8	2 to 8	-2 to 8
Door Number & Type		2 hinged self-closing doors	-	3 hinged self-closing doors
Shelves Number & Type		2 wire shelves white	-	3 wire shelves white
Shelf Dimensions		GN1/1	-	GN1/1
Drawers		-	4 GN1/1 drawers	-
Feet / Legs		4 adjustable legs	4 adjustable legs	4 adjustable legs
Exterior Finish		SS304	SS304	SS304
Interior Finish		SS304	SS304	SS304
Thermometer		Yes	Yes	Yes
Type of Controller		Electronic	Electronic	Electronic
Noise Level	db(A)	42	42	42
Type of Cooling		Ventilated	Ventilated	Ventilated
Type of Defrost		Automatic	Automatic	Automatic
Refrigerant		R600a	R600a	R600a
Refrigerant Charge	g	85	85	85
Input Power	W	300	300	300
Energy Consumption	kWh/24h	2,15	2,15	2,51
Energy Classification		C	C	C
Internal Dimension (WxDxH)	mm	902 x 530 x 389	902 x 530 x 389	1337 x 530 x 389
External Dimension (WxDxH)	mm	1360 x 700 x 680	1360 x 700 x 680	1795 x 700 x 680
Packed Dimension (WxDxH)	mm	1405 x 750 x 720	1405 x 750 x 720	1830 x 750 x 720
40ft Container Load	pcs	72	72	54

Under Counters



UC5360-I

Under Counter GN1/1

- Stainless steel
- Ventilated cooling
- Automatic defrost
- GN1/1 Drawers
- Adjustable legs



GN1/1 drawers



Strong wheels as option



UC5410-I Under Counter GN1/1

- Stainless steel
- Ventilated cooling
- Automatic defrost
- Self-closing doors
- Adjustable legs

C



UC5480-I Under Counter GN1/1

- Stainless steel
- Ventilated cooling
- Automatic defrost
- GN1/1 Drawers
- Adjustable legs

C

MODEL		UC5360-I	UC5410-I	UC5480-I
Gross / Net Volume	l	277 / 262	370 / 350	370 / 350
Gross / Net Weight	kg	165 / 155	160 / 150	200 / 190
Net Volume Energy Rating	l	138	262	184
Climate Class		4	4	4
Temperature Range	°C	2 to 8	-2 to 8	2 to 10
Door Number & Type		-	4 hinged self-closing doors	-
Shelves Number & Type		-	4 wire shelves white	-
Shelf Dimensions		-	GN1/1	-
Drawers		6 GN1/1 drawers	-	8 GN1/1 drawers
Feet / Legs		4 adjustable legs	6 adjustable legs	6 adjustable legs
Exterior Finish		SS304	SS304	SS304
Interior Finish		SS304	SS304	SS304
Thermometer		Yes	Yes	Yes
Type of Controller		Electronic	Electronic	Electronic
Noise Level	db(A)	42	42	42
Type of Cooling		Ventilated	Ventilated	Ventilated
Type of Defrost		Automatic	Automatic	Automatic
Refrigerant		R600a	R600a	R600a
Refrigerant Charge	g	85	95	95
Input Power	W	300	300	300
Energy Consumption	kWh/24h	2,51	2,68	2,68
Energy Classification		C	C	C
Internal Dimension (WxDxH)	mm	1337 x 530 x 389	1772 x 530 x 389	1772 x 530 x 389
External Dimension (WxDxH)	mm	1795 x 700 x 680	2230 x 700 x 680	2230 x 700 x 680
Packed Dimension (WxDxH)	mm	1830 x 750 x 720	2260 x 750 x 720	2260 x 750 x 720
40ft Container Load	pcs	54	48	48



G-LINE

G-Line Counters - G-Line Pizza Counters - G-Line Saladettes - G-Line Cabinets

G-Line by TEFCOLD is our budget version of the popular Gastro range, now featuring updated design. G-Line products are made of the harder grade SS201 steel - making them more economic than cabinets in SS304 steel.

G-line is a limited range, but covers all our best-selling product types for the HORECA sector - upright cabinets, cooling counters, cooling and freezer cabinets, pizza counters etc.

All G-Line products are designed to store packaged products. And even though we use SS201 steel for economy, no compromise has been made in terms of cooling capacity and quality.

All the units are dimensioned for GN canteens.



TEFCOLD GUF70-P

G-line counter in steel grade SS201.

More economic – with same great cooling capacity.

G-Line Counters

DID YOU KNOW?

We offer commercial refrigeration and freezing solutions, that meets our costumers needs effectively, profitably and free of technical concerns.



GF72-P

Counter Freezer GN1/1

- Freezing unit
- Stainless steel
- Ventilated cooling
- Automatic defrost
- Self-closing doors
- Removeable table top with splashback
- Adjustable legs

D



Adjustable shelves



Easy access to clean dust filter



GC72-I

Counter Cooler GN1/1

- Stainless steel
- Ventilated cooling
- Automatic defrost
- Self-closing doors
- Removeable table top with splashback
- Adjustable legs

B



GC73-I

Counter Cooler GN1/1

- Stainless steel
- Ventilated cooling
- Automatic defrost
- Self-closing doors
- Removeable table top with splashback
- Adjustable legs

B

MODEL		GC72-I	GC73-I	GF72-P
Gross / Net Volume	l	282 / 272	417 / 402	282 / 272
Gross / Net Weight	kg	122 / 112	151 / 141	130 / 120
Net Volume Energy Rating	l	205	358	205
Climate Class		4	4	4
Temperature Range	°C	-2 to 10	-2 to 10	-20 to -10
Door Number & Type		2 hinged self-closing doors	3 hinged self-closing doors	2 hinged self-closing doors
Shelves Number & Type		2 wire shelves white	3 wire shelves white	2 wire shelves white
Shelf Dimensions		GN1/1	GN1/1	GN1/1
Feet / Legs		4 adjustable legs	4 adjustable legs	4 adjustable legs
Exterior Finish		SS201	SS201	SS201
Interior Finish		SS201	SS201	SS201
Thermometer		Yes	Yes	Yes
Type of Controller		Electronic	Electronic	Electronic
Noise Level	db(A)	42	42	42
Type of Cooling		Ventilated	Ventilated	Ventilated
Type of Defrost		Automatic	Automatic	Automatic
Refrigerant		R600a	R600a	R290
Refrigerant Charge	g	95	95	90
Input Power	W	300	300	470
Voltage / Frequency	V/Hz	220-240/50	220-240/50	220-240/50
Energy Consumption	kWh/24h	1,98	2,45	6,95
Energy Classification		B	B	D
Internal Dimension (WxDxH)	mm	902 x 530 x 589	1337 x 530 x 589	902 x 530 x 589
External Dimension (WxDxH)	mm	1360 x 700 x 980	1795 x 700 x 980	1360 x 700 x 980
Packed Dimension (WxDxH)	mm	1405 x 750 x 1010	1830 x 750 x 1010	1405 x 750 x 1010
40ft Container Load	pcs	48	38	48

G-Line Counters



GP93-I

Pizza Counter GN1/1

- Granite table top
- Stainless steel cabinet
- Fan assisted cooling
- Automatic defrost
- Doors
- Adjustable feet



Adjustable shelves



Easy access to clean dust filter



GP92-I
Pizza Counter GN1/1

- Granite table top
- Stainless steel cabinet
- Fan assisted cooling
- Automatic defrost
- Adjustable feet



GS91-I
Saladette Counter GN1/1

- Stainless steel cabinet
- Fan assisted cooling
- Automatic defrost
- Adjustable shelves GN1/1
- Adjustable feet

C

MODEL		GP92-I	GP93-I	GS91-I	GS92-I
Gross / Net Volume	l	260 / 230	400 / 368	260 / 230	260 / 230
Gross / Net Weight	kg	102 / 90	175 / 155	82 / 72	81 / 70
Net Volume Energy Rating	l			201	
Climate Class		4	4	4	4
Temperature Range	°C	2 to 10	2 to 10	2 to 10	2 to 10
Door Number & Type		2 hinged solid doors	3 hinged solid doors	2 hinged solid doors	2 hinged solid doors
Shelves Number & Type		2 wire shelves white	3 wire shelves white	2 wire shelves white	2 wire shelves white
Shelf Dimensions		GN2/1	GN2/1	GN1/1	GN1/1
Canopy Light		15 W Neon	15 W Neon		15 W Neon
Feet / Legs		4 adjustable feet	4 adjustable feet	4 adjustable feet	4 adjustable feet
Exterior Finish		SS201	SS201	Stainless steel	Stainless steel
Interior Finish		SS201	SS201	Stainless steel	Stainless steel
Thermometer		Yes	Yes	Yes	Yes
Type of Controller		Electronic	Electronic	Electronic	Electronic
Noise Level	db(A)	42	42	42	42
Type of Cooling		Fan assisted	Fan assisted	Fan assisted	Fan assisted
Type of Defrost		Automatic	Automatic	Automatic	Automatic
Refrigerant		R600a	R600a	R600a	R600a
Refrigerant Charge	g	70	110	68	68
Input Power	W	230	175	155	155
Voltage / Frequency	V/Hz	220-240/50	220-240/50	220-240/50	220-240/50
Energy Consumption	kWh/24h	2,2	2,4	3,12	2,4
Energy Classification		-	-	C	-
Internal Dimension (WxDxH)	mm	830 x 515 x 500	1295 x 515 x 500	830 x 515 x 500	830 x 515 x 500
External Dimension (WxDxH)	mm	900 x 700 x 1115	1365 x 700 x 1100	900 x 700 x 865	900 x 700 x 865
Packed Dimension (WxDxH)	mm	980 x 770 x 1250	1440 x 770 x 1250	980 x 770 x 1040	980 x 770 x 1040
40ft Container Load	pcs	72	48	72	72

G-Line - Upright Cabinets



GUC140-P

Upright Cooler GN2/1

- Stainless steel cabinet
- Ventilated cooling
- Lock
- Self-closing doors
- Adjustable shelves GN2/1
- Strong wheels

C



Adjustable shelves



Ventilated cooling



GUC70-P

Upright Cooler GN2/1

- Reversible solid door
- Stainless steel cabinet
- Ventilated cooling
- Lock
- Self-closing door
- Adjustable shelves GN2/1
- Strong wheels

C



GUF70-P

Upright Freezer GN2/1

- Reversible solid door
- Stainless steel cabinet
- Ventilated cooling
- Lock
- Self-closing door
- Adjustable shelves GN2/1
- Strong wheels

D

MODEL		GUC140-P	GUC70-P	GUF140-P	GUF70-P
Gross / Net Volume	l	1166 / 1090	544 / 507	1166 / 1090	544 / 507
Gross / Net Weight	kg	160 / 140	145 / 120	160 / 140	145 / 120
Net Volume Energy Rating	l	681	372	681	372
Climate Class		4	4	4	4
Temperature Range	°C	2 to 8	2 to 8	-24 to -18	-24 to -18
Door Number & Type		2 hinged self-closing solid door	1 hinged self-closing solid door	2 hinged self-closing solid door	1 hinged self-closing solid door
Reversible door		No	Yes	No	Yes
Shelves Number & Type		6 wire shelves white	3 wire shelves white	6 wire shelves white	3 wire shelves white
Shelf Dimensions		GN2/1	GN2/1	GN2/1	GN2/1
Castors		4 wheels, 2 with brake	4 wheels, 2 with brake	4 wheels, 2 with brake	4 wheels, 2 with brake
Exterior Finish		SS201	SS201	SS201	SS201
Interior Finish		SS201	SS201	SS201	SS201
Lock		Yes	Yes	Yes	Yes
Thermometer		Yes	Yes	Yes	Yes
Type of Controller		Electronic	Electronic	Electronic	Electronic
Noise Level	db(A)	45	45	45	45
Type of Cooling		Ventilated	Ventilated	Ventilated	Ventilated
Type of Defrost		Automatic	Automatic	Automatic	Automatic
Refrigerant		R290	R290	R290	R290
Refrigerant Charge	g	150	90	145	90
Input Power	W	320	255	730	565
Voltage / Frequency	V/Hz	220-240/50	220-240/50	220-240/50	220-240/50
Energy Consumption	kWh/24h	1,68	1,22	9,21	5,83
Energy Classification		C	C	D	D
Internal Dimension (WxDxH)	mm	1220 x 680 x 1380	560 x 680 x 1380	1220 x 680 x 1380	560 x 680 x 1380
External Dimension (WxDxH)	mm	1340 x 845 x 2000	680 x 845 x 2000	1340 x 845 x 2000	680 x 845 x 2000
Packed Dimension (WxDxH)	mm	1400 x 840 x 2070	720 x 870 x 2050	1400 x 840 x 2070	720 x 870 x 2050
40ft Container Load	pcs	21	42	21	42

BRANDING AS AN EYE-CATCHER

We understand the importance of branding. Branding can create an attention-grabbing eye-catcher and product-awareness, helping to increase sales.

We will design, produce and mount advertising materials on the front, side, or canopy according to the customer's specifications. There are many options for branding, depending on the cooling or freezing unit selected. Branding materials are mounted before we ship the product, to ensure absolute top quality.

We have extensive experience of branding our products for all types of customers. They include small-scale artisan producers to the very biggest multinationals - brands from a wide range of industry sectors. Whatever the size of unit or order, the importance of attractive decoration is always the same.

If you are interested in hearing more about the branding options we can offer, contact our sales team for more details.

BRANDING POSSIBILITIES

- Sides
- Canopy
- Door / Glass
- Frame
- Shelf fronts



MICHAEL KÖNIG
DIRECT SALES MANAGER
TEFCOLD UDRS7-P Scoop ice cream freezer | 115



TEFCOLD FSC100-I Display cooler | 14



TEFCOLD CC77-I Can Cooler | 45



TEFCOLD CEV425-I bottle cooler | 21



TEFCOLD FSC890H-P Display cooler | 37

NO-COMPROMISE QUALITY

TEST, TEST AND MORE TESTS

The number of new products launched from TEFCOLD is high. Very high in fact. Nevertheless, every single new model is thoroughly tested in the development phase and before product launch. And it does not stop here. All products are also randomly sampled, tested and inspected from the warehouse to ensure we keep the high-quality level that are a requirement to be part of the TEFCOLD brand.

Our highly experienced engineers test, measure and analyse the key performance parameters following the international standards as EN ISO 23953 and EN ISO 22041. All tests are performed with calibrated measuring devices to ensure the validity of the tests.

We test cooling performance, pull down speed, energy consumption, sound level and robustness to ensure all products can withstand the use in a professional environment where doors and lids are opened and closed thousands of times.

TEFCOLD products is also an excellent choice when it comes to protecting the environment. As an example we use Eco-friendly refrigerants, and by choosing TEFCOLD products you are always sure to fulfil the environmental criteria for our industry well into the future.



AISI 304
STAINLESS STEEL



ECO-FRIENDLY
REFRIGERANT R600



ECO-FRIENDLY
REFRIGERANT R290



KAJ STAVNAGER & BO NEDERGAARD
TECHNICAL SUPPORT



Алматы (7273)495-231
 Ангарск (3955)60-70-56
 Архангельск (8182)63-90-72
 Астрахань (8512)99-46-04
 Барнаул (3852)73-04-60
 Белгород (4722)40-23-64
 Благовещенск (4162)22-76-07
 Брянск (4832)59-03-52
 Владивосток (423)249-28-31
 Владикавказ (8672)28-90-48
 Владимир (4922) 49-43-18
 Волгоград (844)278-03-48
 Вологда (8172)26-41-59
 Воронеж (473)204-51-73
 Екатеринбург (343)384-55-89

Ижевск (3412)26-03-58
 Иваново (4932)77-34-06
 Иркутск (395)279-98-46
 Казань (843)206-01-48
 Калининград (4012)72-03-81
 Калуга (4842)92-23-67
 Кемерово (3842)65-04-62
 Киров (8332)68-02-04
 Коломна (4966)23-41-49
 Кострома (4942)77-07-48
 Краснодар (861)203-40-90
 Красноярск (391)204-63-61
 Курск (4712)77-13-04
 Курган (3522)50-90-47
 Липецк (4742)52-20-81

Магнитогорск (3519)55-03-13
 Москва (495)268-04-70
 Мурманск (8152)59-64-93
 Набережные Челны (8552)20-53-41
 Нижний Новгород (831)429-08-12
 Новокузнецк (3843)20-46-81
 Ноябрьск (3496)41-32-12
 Новосибирск (383)227-86-73
 Ноябрьск (3496)41-32-12
 Омск (3812)21-46-40
 Орел (4862)44-53-42
 Оренбург (3532)37-68-04
 Пенза (8412)22-31-16
 Петрозаводск (8142)55-98-37
 Псков (8112)59-10-37

Пермь (342)205-81-47
 Ростов-на-Дону (863)308-18-15
 Рязань (4912)46-61-64
 Самара (846)206-03-16
 Саранск (8342)22-96-24
 Санкт-Петербург (812)309-46-40
 Саратов (845)249-38-78
 Севастополь (8692)22-31-93
 Симферополь (3652)67-13-56
 Смоленск (4812)29-41-54
 Сочи (862)225-72-31
 Ставрополь (8652)20-65-13
 Сыктывкар (8212)25-95-17
 Сургут (3462)77-98-35
 Тамбов (4752)50-40-97

Тверь (4822)63-31-35
 Тольяти (8482)63-91-07
 Томск (3822)98-41-53
 Тула (4872)33-79-87
 Тюмень (3452)66-21-18
 Улан-Удэ (3012)59-97-51
 Ульяновск (8422)24-23-59
 Уфа (347)229-48-12
 Хабаровск (4212)92-98-04
 Чебоксары (8352)28-53-07
 Челябинск (351)202-03-61
 Череповец (8202)49-02-64
 Чита (3022)38-34-83
 Якутск (4112)23-90-97
 Ярославль (4852)69-52-93

Киргизия (996)312-96-26-47

Россия (495)268-04-70

Казахстан (772)734-952-31